


MONTHLY REPORT OF DISBURSEMENTS
For the Month of DECEMBER, FY 2013
in Pesos

Department : NATIONAL DEFENSE
Agency : GOVERNMENT ARSENAL
Fund : 101

PARTICULARS	CURRENT YEAR BUDGET				PRIOR YEAR BUDGET			PRIOR YEARS' OBLIGATION			TRUST LIAB.		TOTAL			
	PS	MOOE	CO	TOTAL	MOOE	CO	TOTAL	MOOE	CO	TOTAL	MOOE	TOTAL	PS	MOOE	CO	TOTAL
Notice of Cash Allocation MD checks Issued	18,070,774	48,097,593	95,646	66,264,014	1,494,352	1,400	1,495,752	350,907	419,498	770,404	97,661	97,661	18,070,774	50,040,513	516,544	68,627,831
Tax Remittance Advices Issued	901,881	918,336	6,054	1,826,270	120,453	-	120,453	437	19,297	19,734	-	-	901,881	1,039,226	25,350	1,966,457
TOTAL	18,972,655	49,015,929	101,700	68,090,284	1,614,805	1,400	1,616,205	351,344	438,794	790,138	97,661	97,661	18,972,655	51,079,739	541,894	70,594,288

Certified Correct by:


CLEOTILDE R. QUEZON
Chief Accountant

Approved By:


JONATHAN C. MARTIR
Director


SUMMARY REPORT OF DISBURSEMENTS
 AS OF DECEMBER 31, 2010
 In Pesos

Department : NATIONAL DEFENSE
 Agency : GOVERNMENT ARSENAL
 Fund : 101


PARTICULARS	CURRENT YEAR'S BUDGET				PRIOR YEAR'S BUDGET			PRIOR YEAR'S OBLIGATION		
	PS	MOOE	CO	TOTAL	MOOE	CO	TOTAL	MOOE	CO	TOTAL
FIRST QUARTER										
Notice of Cash Allocation				54,223,784	2,637,879	14,042	2,651,921	15,094,027	658,790	15,752,817
MDS Checks Issued	40,297,467	13,926,317		2,783,458	122,353	889	123,242	373,558	32,471	406,029
TRA Issued	2,257,709	525,749								
TOTAL	42,555,176	14,452,066		57,007,242	2,760,232	14,931	2,775,163	15,467,585	691,261	16,158,846
SECOND QUARTER										
Notice of Cash Allocation				86,005,723	2,883,131	-	2,883,131	17,722,933	10,886,676	28,609,609
MDS Checks Issued	48,264,209	37,741,514		4,034,429	18,511	-	18,511	1,132,849	693,740	1,826,589
TRA Issued	2,264,921	1,769,508								
TOTAL	50,529,130	39,511,023		90,040,152	2,901,642	-	2,901,642	18,855,783	11,580,416	30,436,199
THIRD QUARTER										
Notice of Cash Allocation				264,811,842	3,706,915	853,249	4,560,164	12,098,305	80,877	12,179,182
MDS Checks Issued	45,856,936	218,954,905	-	3,927,034	224,924	54,195	279,118	702,732	-	702,732
TRA Issued	2,359,546	1,567,488	-							
TOTAL	48,216,482	220,522,393	-	268,738,875	3,931,838	907,444	4,839,282	12,801,037	80,877	12,881,914
FOURTH QUARTER										
Notice of Cash Allocation			13,045,646	162,835,328	7,462,562	664,902	8,127,465	1,329,733	1,147,290	2,477,023
MDS Checks Issued	51,813,088	97,976,594	6,054	5,169,445	445,156	41,514	466,670	1,311	19,297	20,608
TRA Issued	3,176,733	1,986,658								
TOTAL	54,989,821	99,963,252	13,051,700	168,004,772	7,907,718	706,416	8,614,134	1,331,044	1,166,587	2,497,631
GRAND TOTAL	196,290,609	374,448,733	13,051,700	565,791,042	17,501,420	1,628,791	19,130,221	48,455,449	13,519,141	61,974,590

PARTICULARS	SUB TOTAL				TRUST LIABILITIES		TOTAL			
	PS	MOOE	CO	TOTAL	MOOE	TOTAL	PS	MOOE	CO	TOTAL
FIRST QUARTER										
Notice of Cash Allocation										
MDS Checks Issued	40,297,467	31,658,223	672,832	72,628,522	4,869,009	4,869,009	40,297,467	36,527,232	672,832	77,497,531
TRA Issued	2,257,709	1,021,660	33,360	3,312,729			2,257,709	1,021,660	33,360	3,312,729
TOTAL	42,555,176	32,679,883	706,192	75,941,251	4,869,009	4,869,009	42,555,176	37,548,892	706,192	80,810,260
SECOND QUARTER										
Notice of Cash Allocation										
MDS Checks Issued	48,264,209	58,347,579	10,886,676	117,498,463	1,268,738	1,268,738	48,264,209	59,616,317	10,886,676	118,767,202
TRA Issued	2,264,921	2,920,868	693,740	5,879,530			2,264,921	2,920,868	693,740	5,879,530
TOTAL	50,529,130	61,268,447	11,580,416	123,377,993	1,268,738	1,268,738	50,529,130	62,537,185	11,580,416	124,646,731
THIRD QUARTER										
Notice of Cash Allocation										
MDS Checks Issued	45,856,936	234,760,125	934,126	281,551,187	1,744,593	1,744,593	45,856,936	236,504,718	934,126	283,295,780
TRA Issued	2,359,546	2,495,143	54,195	4,908,884			2,359,546	2,495,143	54,195	4,908,884
TOTAL	48,216,482	237,255,268	988,321	286,460,071	1,744,593	1,744,593	48,216,482	238,999,861	988,321	288,204,664
FOURTH QUARTER										
Notice of Cash Allocation										
MDS Checks Issued	51,813,088	106,773,289	14,853,438	173,439,815	298,813	298,813	51,813,088	107,072,102	14,853,438	173,738,628
TRA Issued	3,176,733	2,433,125	66,865	5,676,723			3,176,733	2,433,125	66,865	5,676,723
TOTAL	54,989,821	109,206,414	14,920,303	179,116,538	298,813	298,813	54,989,821	109,505,227	14,920,303	179,415,351
GRAND TOTAL	196,290,609	440,410,013	28,195,232	664,895,853	8,181,153	8,181,153	196,290,609	448,591,166	28,195,232	673,077,006

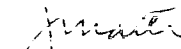
Certified Correct:


SALLY A. MERAM
Budget Officer

Certified Correct:


CI FOTILDE R. QUEZON
Chief Accountant

Approved By:


JONATHAN C. MARTIR
Director