



REPUBLIC OF THE PHILIPPINES
DEPARTMENT OF NATIONAL DEFENSE
GOVERNMENT ARSENAL
Camp General Antonio Luna
Lima, Bataan

MAY 12 2020

SECRETARY WENDEL E AVISADO
Department of Budget & Management
Malacañang, Manila

Thru: **SECRETARY DELFIN N LORENZANA**
Department of National Defense
Camp General Emilio Aguinaldo, Quezon City

Sir:

In compliance with Joint Circular No. 2014-1, submitted herewith are the following Budget and Financial Accountability Reports (BFARs) of the Government Arsenal for the quarter ending March 31, 2020.

1. BAR 1 - Quarterly Physical Report of Operation (QPRO)
2. FAR 1 - Statement of Appropriations, Allotments, Obligations, Disbursements and Balances (SAAODB)
3. FAR 1A - Summary of Statement of Appropriations, Allotments, Allotments, Disbursements and Balances by Object of Expenditures (SAAODBOE)
4. FAR 1B - List of Allotments and Sub-Allotments (LASA)
5. FAR 2 - Statement of Approved Budget, Utilizations, Disbursements and Balances (SABUDB)
6. FAR 2A - Summary of Approved Budget, Utilizations, Disbursements and Balances by Object of Expenditures (SABUDBOE)
7. FAR 5 - Quarterly Report of Revenue and Other Receipts (QRROR)
8. FAR 6 - Statement of Approved Budget, Utilizations, Disbursements and Balances for Trust Receipts

Please acknowledge receipt.

Very truly yours,

DANIEL R CASABAR JR
Director

DN




QUARTERLY PHYSICAL REPORT OF OPERATION

As of March 31, 2020

Department : Department of National Defense (DND)
 Agency : Government Arsenal
 Organization Code (UACS) : 17 002 0000000

| Particulars | UACS CODE | Physical Target (Budget Year) | | | | | Physical Accomplishment (Budget Year) | | | | | Variance | Remarks |
|---|--------------------|-------------------------------|----------------|----------------|---------------|---------------|---------------------------------------|-------------|-------------|-------------|----------------|-----------------|--|
| | | 1st Quarter | 2nd Quarter | 3rd Quarter | 4th Quarter | Total | 1st Quarter | 2nd Quarter | 3rd Quarter | 4th Quarter | Total | | |
| 1 | 2 | 3 | 4 | 5 | 6 | 7 | 8 | 9 | 10 | 11 | 12 | 13 | 14 |
| SMALL ARMS AMMUNITION, WEAPONS, AND MUNITIONS PROGRAMS | 310100000 00000 | | | | | | | | | | | | |
| OO : Supply of Small Arms, Ammunition, Weapons, and Munitions Increases to the Level of Demand | | | | | | | | | | | | | |
| Outcome Indicator | | | | | | | | | | | | | |
| 1. Percentage of supportability to AFP Small Arms Ammunition (SAA) requirements for two (2) basic loads (combat requirements) | | 29.06% | 34.88% | 29.06% | 23.25% | 116.25% | 9.06% | | | | 9.06% | 107.19% | The 9.06% cumulative accomplishment is equivalent to 7.79% accomplishment based on the annual target of 116.25%. |
| Output Indicators | | | | | | | | | | | | | |
| 1. Number of small arms ammunitions (SAA) manufactured | | 10.00 M rounds | 12.00 M rounds | 10.00 M rounds | 8.00 M rounds | 40.0 M Rounds | 3.116 M rounds | | | | 3.116 M rounds | 36.884 M rounds | Cumulative accomplishment is equivalent to 7.79% of the annual target. |
| 2. Percentage acceptance based on standards | | 98% | 98% | 98% | 98% | 98% | 98% | | | | 98% | | |


Prepared By:


 AVELINA C. ALIANGAN

Superintendent, Planning and Logistics Division

Date: 5/8/2020


In coordination with:


 ROWEENA G. BASA

Superintendent, Finance and Management Division

Date: 5/8/2020

Approved By:


 DANIEL R. CASABAR, JR

Director

Date: 5/8/2020