


QUARTERLY PHYSICAL REPORT OF OPERATION
As of December 31, 2022


Department: Department of National Defense (DND)
Agency: Government Arsenal
Organization Code (UACS): 17 002 0000000

| Particulars | UACS CODE | Physical Target (Budget Year) | | | | | Physical Accomplishment (Budget Year) | | | | | Variance | Remarks |
|---|------------------|-------------------------------|-------------|-------------|-------------|----------------------|---------------------------------------|----------------|-----------------|-----------------|-----------------|------------------|---------|
| | | 1st Quarter | 2nd Quarter | 3rd Quarter | 4th Quarter | Total | 1st Quarter | 2nd Quarter | 3rd Quarter | 4th Quarter | Total | | |
| 1 | 2 | 3 | 4 | 5 | 6 | 7 | 8 | 9 | 10 | 11 | 12 | 13 | 14 |
| SMALL ARMS AMMUNITION, WEAPONS AND MUNITIONS | 3101000000000000 | | | | | | | | | | | | |
| OO : Supply of Small Arms, Ammunition, Weapons, and Munitions Increases to the Level of Demand | | | | | | | | | | | | | |
| Outcome Indicator | | | | | | | | | | | | | |
| 1. Percentage of supportability to AFP Small Arms Ammunition (SAA) requirements for two (2) basic loads (combat requirements) | | 20.00% | 20.00% | 30.00% | 30.00% | 100.00% | 15.14% | 16.34% | 33.20% | 35.33% | 100.01% | -0.01% | |
| Output Indicators | | | | | | | | | | | | | |
| 1. Number of small arms ammunitions (SAA) manufactured | | 8 Mrds | 10 Mrds | 12 Mrds | 10 Mrds | 40.00 Million Rounds | 6.057 M rounds | 6.535 M rounds | 13.279 M rounds | 14.130 M rounds | 40.001 M rounds | (0.001 M rounds) | |
| 2. Percentage acceptance based on standards | | 98% | 98% | 98% | 98% | 98% | 98% | 98% | 98% | 98% | 98% | | |


Prepared By:


ROWEENA G. BASA
Superintendent, Planning and Logistics Division
Date: 19 January 2023

In coordination with:


ALLECIAH C. CORTEZ
OIC, Finance and Management Division
Date: 19 January 2023

Approved By:


GERRY P. AMANTE
Director
Date: 19 January 2023