

**STATEMENT OF APPROPRIATIONS, ALLOTMENTS, OBLIGATIONS, DISBURSEMENTS AND BALANCES**  
 As of the Quarter Ending December 31, 2016

x	Current Year Appropriations
	Supplemental Appropriations
	Continuing Appropriations

Department : Department of National Defense  
 Agency : Government Arsenal  
 Operating Unit :  
 Organization Code (UACS) : 170020000000  
 Funding Source Code : 01 1 01

Particulars	UACS CODE	Appropriations			Allotments					Current Year Obligations				
		Authorized Appropriation	Adjustments (Transfer (To)/ From, Realignment)	Adjusted Appropriations	Allotments Received	Adjustments (Withdrawal, Realignment)	Transfer To	Transfer From	Adjusted Total Allotments	1st Quarter Ending	2nd Quarter Ending	3rd Quarter Ending	4th Quarter Ending	Total
		3	4	5=(3+4)	6	7	8	9	10=(6+7)-8+9	11 March 31	12 June 30	13 Sept. 30	14 Dec. 31	15=(11+12+ 13+14)
<b>I. Agency Specific Budget</b>	01 1 01 101													
<i>General Administration and Support</i>	1 00 000000	89,504,000	-	89,504,000	88,526,170	-	-	-	88,526,170	23,419,639	27,298,896	25,115,090	11,802,868	87,636,493
General Administration and Supervision	1 00 010000													
PAP														
PS	50100000 00	51,011,000	4,340,000	55,351,000	54,373,170				54,373,170	16,475,952	15,751,615	14,908,143	7,216,904	54,352,614
MOOE	50200000 00	38,493,000	(4,340,000)	34,153,000	34,153,000				34,153,000	6,943,687	11,547,281	10,206,947	4,585,964	33,283,879
CO	50600000 00	-	-	-	-				-	-	-	-	-	-
Operations	3 00 000000	986,660,000	-	986,660,000	986,660,000	-	-	-	986,660,000	155,994,637	68,195,929	340,856,335	346,511,318	911,558,218
MFO 1- MANUFACTURE OF SMALL ARMS AMMUNITION	3 01 000000	986,660,000	-	986,660,000	986,660,000	-	-	-	986,660,000	155,994,637	68,195,929	340,856,335	346,511,318	911,558,218
PAP														
PS	50100000 00	142,036,000	10,845,000	152,881,000	152,881,000	-	-	-	152,881,000	30,349,687	28,899,762	28,565,208	65,012,980	152,827,637
MOOE	50200000 00	795,624,000	(10,845,000)	784,779,000	784,779,000	-	-	-	784,779,000	125,644,950	38,950,367	308,728,078	246,608,338	719,931,732
CO	50600000 00	49,000,000	-	49,000,000	49,000,000	-	-	-	49,000,000	-	345,800	3,563,049	34,890,000	38,798,849
1. Planning and Development of arms manufacturing processes and procedures	3 01 01 0000	15,852,000	-	15,852,000	15,852,000	-	-	-	15,852,000	2,515,818	2,517,483	3,355,339	7,422,230	15,810,870
PS	50100000 00	9,074,000	475,000	9,549,000	9,549,000	-	-	-	9,549,000	2,291,660	2,272,798	2,102,625	2,881,917	9,549,000
MOOE	50200000 00	6,778,000	(475,000)	6,303,000	6,303,000	-	-	-	6,303,000	224,158	244,685	1,252,714	4,540,313	6,261,870
CO	50600000 00	-	-	-	-	-	-	-	-	-	-	-	-	-
2. Manufacture storage and security of small arms ammunition	3 01 02 0000	970,808,000	-	970,808,000	970,808,000	-	-	-	970,808,000	153,478,819	65,678,446	337,500,996	339,089,088	895,747,348
PS	50100000 00	132,962,000	10,370,000	143,332,000	143,332,000	-	-	-	143,332,000	28,058,027	26,626,964	26,462,583	62,131,063	143,278,637
MOOE	50200000 00	788,846,000	(10,370,000)	778,476,000	778,476,000	-	-	-	778,476,000	125,420,791	38,705,682	307,475,364	242,068,025	713,669,862
CO	50600000 00	49,000,000	-	49,000,000	49,000,000	-	-	-	49,000,000	-	345,800	3,563,049	34,890,000	38,798,849
<b>Sub-Total, Agency Specific Budget</b>		<b>1,076,164,000</b>	<b>-</b>	<b>1,076,164,000</b>	<b>1,075,186,170</b>	<b>-</b>	<b>-</b>	<b>-</b>	<b>1,075,186,170</b>	<b>179,414,276</b>	<b>95,494,825</b>	<b>365,971,425</b>	<b>358,314,186</b>	<b>999,194,712</b>
PS	50100000 00	193,047,000	15,185,000	208,232,000	207,254,170				207,254,170	46,825,639	44,651,377	43,473,351	72,229,884	207,180,251
MOOE	50200000 00	834,117,000	(15,185,000)	818,932,000	818,932,000				818,932,000	132,588,637	50,497,648	318,935,025	251,194,302	753,215,612
CO	50600000 00	49,000,000	-	49,000,000	49,000,000				49,000,000	-	345,800	3,563,049	34,890,000	38,798,849
<b>II. Automatic Appropriations</b>														
RLIP	01 1 04 102	13,435,000	976,745	14,411,745	14,411,745				14,411,745	3,414,996	3,765,696	3,560,621	3,625,661	14,366,974
Customs Duties & Taxes	01 1 04 105	-	193,559,292	193,559,292	193,559,292				193,559,292	-	94,974,442	2,488,736	96,096,114	193,559,292
<b>Sub-Total, Automatic Appropriations</b>		<b>13,435,000</b>	<b>194,536,037</b>	<b>207,971,037</b>	<b>207,971,037</b>	<b>-</b>	<b>-</b>	<b>-</b>	<b>207,971,037</b>	<b>3,414,996</b>	<b>98,740,138</b>	<b>6,049,357</b>	<b>99,721,775</b>	<b>207,926,266</b>
PS		13,435,000	976,745	14,411,745	14,411,745				14,411,745	3,414,996	3,765,696	3,560,621	3,625,661	14,366,974
MOOE		-	193,559,292	193,559,292	193,559,292				193,559,292	-	94,974,442	2,488,736	96,096,114	193,559,292



STATEMENT OF APPROPRIATIONS, ALLOTMENTS, OBLIGATIONS, DISBURSEMENTS AND BALANCES

As of the Quarter Ending December 31, 2016

Department : Department of National Defense  
 Agency : Government Arsenal  
 Operating Unit :  
 Organization Code (UACS : 170020000000  
 Funding Source Code : 01 1 01

x	Current Year Appropriations
	Supplemental Appropriations
	Continuing Appropriations

Particulars	UACS CODE	Current Year Disbursements					Balances				
		1st Quarter Ending	2nd Quarter Ending	3rd Quarter Ending	4th Quarter Ending	Total	Unreleased Appropriations	Unobligated Allotment	Unpaid Obligations (15-20)=(23+24)		
		March 31	June 30	Sept. 30	Dec. 31				20=(16+17+18+ 19)	21=(5-10)	22=(10-15)
1	2	16	17	18	19	20=(16+17+18+ 19)	21=(5-10)	22=(10-15)	23	24	
<b>I. Agency Specific Budget</b>	01 1 01 101										
General Administration and Support	1 00 000000	23,419,639	27,298,896	25,115,090	11,802,868	87,636,493	977,830	889,677	-	-	
General Administration and Supervision	1 00 010000										
PAP											
PS	50100000 00	16,475,952	15,751,615	14,908,143	7,216,904	54,352,614	977,830	20,556	-	-	
MOOE	50200000 00	6,943,687	11,547,281	10,206,947	4,585,964	33,283,879	-	869,121	-	-	
CO	50600000 00	-	-	-	-	-	-	-	-	-	
Operations	3 00 000000	97,417,957	53,854,818	90,757,860	507,389,986	749,420,620	-	75,101,782	8,155,006	153,982,592	
MFO I- MANUFACTURE OF SMALL ARMS AMMUNITION	3 01 000000	97,417,957	53,854,818	90,757,860	507,389,986	749,420,620	-	75,101,782	8,155,006	153,982,592	
PAP											
PS	50100000 00	26,155,819	32,019,475	28,549,967	65,927,716	152,652,977	-	53,363	174,660	-	
MOOE	50200000 00	71,262,138	21,835,343	61,862,093	436,119,923	591,079,497	-	64,847,268	7,980,346	120,871,889	
CO	50600000 00	-	-	345,800	5,342,346	5,688,146	-	10,201,151	-	33,110,703	
1. Planning and Development of arms manufacturing processes and procedures	3 01 01 0000	2,515,819	2,517,483	3,355,339	7,422,230	15,810,870	-	41,130	-	-	
PS	50100000 00	2,291,660	2,272,798	2,102,625	2,881,917	9,549,000	-	-	-	-	
MOOE	50200000 00	224,158	244,685	1,252,714	4,540,313	6,261,870	-	41,130	-	-	
CO	50600000 00	-	-	-	-	-	-	-	-	-	
2. Manufacture storage and security of small arms ammunition	3 01 02 0000	94,902,138	51,337,335	87,402,521	499,967,756	733,609,750	-	75,060,652	-	-	
PS	50100000 00	23,864,159	29,746,677	26,447,342	63,045,799	143,103,977	-	53,363	174,660	-	
MOOE	50200000 00	71,037,980	21,590,658	60,609,379	431,579,610	584,817,626	-	64,806,138	7,980,346	120,871,889	
CO	50600000 00	-	-	345,800	5,342,346	5,688,146	-	10,201,151	-	33,110,703	
Sub-Total, Agency Specific Budget		120,837,596	81,153,714	115,872,950	519,192,854	837,057,113	977,830	75,991,458	8,155,006	153,982,592	
PS	50100000 00	42,631,771	47,771,090	43,458,110	73,144,620	207,005,591	977,830	73,919	174,660	-	
MOOE	50200000 00	78,205,825	33,382,624	72,069,040	440,705,887	624,363,376	-	65,716,388	7,980,346	120,871,889	
CO	50600000 00	-	-	345,800	5,342,346	5,688,146	-	10,201,151	-	33,110,703	
<b>II. Automatic Appropriations</b>											
RLIP	01 1 04 102	3,414,996	3,765,696	3,560,621	3,625,661	14,366,974	-	44,771	-	-	
Customs Duties & Taxes	01 1 04 105	-	94,974,442	2,488,736	96,096,114	193,559,292	-	-	-	-	
Sub-Total, Automatic Appropriations		3,414,996	98,740,138	6,049,357	99,721,775	207,926,266	-	44,771	-	-	
PS		3,414,996	3,765,696	3,560,621	3,625,661	14,366,974	-	44,771	-	-	
MOOE		-	94,974,442	2,488,736	96,096,114	193,559,292	-	-	-	-	






STATEMENT OF APPROPRIATIONS, ALLOTMENTS, OBLIGATIONS, DISBURSEMENTS AND BALANCES


As of the Quarter Ending December 31, 2016

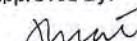
Department : Department of National Defense  
 Agency : Government Arsenal  
 Operating Unit :  
 Organization Code (UACS) : 170020000000  
 Funding Source Code : 01 1 01

x	Current Year Appropriations
	Supplemental Appropriations
	Continuing Appropriations

Particulars	UACS CODE	Current Year Disbursements					Total	Unreleased Appropriations	Unobligated Allotment	Balances	
		1st Quarter Ending	2nd Quarter Ending	3rd Quarter Ending	4th Quarter Ending	Unpaid Obligations (15-20)=(23+24)				Due and Demandable	Not Yet Due and Demandable
		March 31	June 30	Sept. 30	Dec. 31						
		16	17	18	19						
<b>III. Special Purpose Fund</b>											
MPBF-PS	1 01 406	1,249,788	11,106,685	12,763,535	6,454,570	31,574,578	-	94,981	-	-	-
PGF-PS	1 01 407	47,381	770,417	221,812	1,301,058	2,340,668	-	4	3,227	-	-
<b>Sub-Total, Specific Purpose Fund</b>		1,297,169	11,877,102	12,985,347	7,755,628	33,915,246	-	94,985	3,227	-	-
PS		1,297,169	11,877,102	12,985,347	7,755,628	33,915,246	-	94,985	3,227	-	-
MOOE											
<b>GRAND TOTAL</b>		125,549,761	191,770,954	134,907,654	626,670,257	1,078,898,625	977,830	76,131,214	8,158,233	153,982,592	-
PS		47,343,936	63,413,888	60,004,078	84,525,909	255,287,811	977,830	213,675	177,987	-	-
MOOE		78,205,825	128,357,066	74,557,776	536,802,001	817,922,668	-	65,716,388	7,980,346	120,871,889	-
CO		-	-	345,800	5,342,346	5,688,146	-	10,201,151	-	33,110,703	-
<b>Recapitulation by MFO:</b>											
MFO 1- MANUFACTURE OF SMALL ARMS AMMUNITION	3 01 000000	97,417,957	53,854,818	90,757,860	507,389,986	749,420,620	-	75,101,782	8,155,006	153,982,592	-
<b>OF WHICH</b>											
<b>Major Programs/ Projects</b>											
<b>KRA No.- Just and Lasting Peace and the Rule of Law</b>											
Program Budgeting											
MPP- Manufacture of Small Arms Ammunition		97,417,957	53,854,818	90,757,860	507,389,986	749,420,620	-	75,101,782	8,155,006	153,982,592	-
Other Major Programs and Projects and monitored by the President through PMS											

Certified Correct:  
  
 MARIAMISMA P. ABLIR  
 Financial Management Svcs Chief  
 Date: 18 January 2017

Certified Correct:  
  
 CLEOTILDE R. QUEZON  
 Chief Accountant  
 Date: 18 January 2017

Approved By:  
  
 JONATHAN C. MARTIR  
 Director  
 Date: 18 January 2017

STATEMENT OF APPROPRIATIONS, ALLOTMENTS, OBLIGATIONS, DISBURSEMENTS AND BALANCES  
As of the Quarter Ending December 31, 2016

Department : Department of National Defense  
Agency : Government Arsenal  
Operating Unit :  
Organization Code : 170020000000  
Funding Source Code : 01 1 01

	Current Year Appropriations
	Supplemental Appropriations
x	Continuing Appropriations

Particulars	UACS CODE	Appropriations			Allotments					Current Year Obligations				Total
		Authorized Appropriation	Adjustments (Transfer (To)/ From)	Adjusted Appropriations	Allotments Received	Adjustments (Withdrawal, Realignment)	Transf er To	Transf er From	Adjusted Total Allotments	1st Quarter Ending March 31	2nd Quarter Ending June 30	3rd Quarter Ending Sept. 30	4th Quarter Ending Dec. 31	
1	2	3	4	5=(3+4)	6	7	8	9	10=[(6+(-)7) -8+9]	11	12	13	14	15=(11+12+ 13+14)
<b>Continuing Appropriations</b>	1 01 101													
Operations	3 00 000000	28,105,228	-	28,105,228	28,105,228	-	-	-	28,105,228	24,667,314	2,690,198	265,796	481,919	28,105,227
MFO 1- MANUFACTURE OF SMALL ARMS AMMUNITION	3 01 000000	28,105,228	-	28,105,228	28,105,228	-	-	-	28,105,228	24,667,314	2,690,198	265,796	481,919	28,105,227
PAP														
MOOE	50200000 00	21,722,676	-	21,722,676	21,722,676	-	-	-	21,722,676	21,565,418	130,408	26,850	-	21,722,676
CO	50600000 00	6,382,552	-	6,382,552	6,382,552	-	-	-	6,382,552	3,101,896	2,559,790	238,946	481,919	6,382,551
2. Manufacture storage and security of small arms ammunition	3 01 02 0000	28,105,228	-	28,105,228	28,105,228	-	-	-	28,105,228	24,667,314	2,690,198	265,796	481,919	28,105,227
MOOE	50200000 00	21,722,676	-	21,722,676	21,722,676	-	-	-	21,722,676	21,565,418	130,408	26,850	-	21,722,676
CO	50600000 00	6,382,552	-	6,382,552	6,382,552	-	-	-	6,382,552	3,101,896	2,559,790	238,946	481,919	6,382,551
<b>Total, Continuing Appropriations</b>		<b>28,105,228</b>	<b>-</b>	<b>28,105,228</b>	<b>28,105,228</b>	<b>-</b>	<b>-</b>	<b>-</b>	<b>28,105,228</b>	<b>24,667,314</b>	<b>2,690,198</b>	<b>265,796</b>	<b>481,919</b>	<b>28,105,227</b>




**STATEMENT OF APPROPRIATIONS, ALLOTMENTS, OBLIGATIONS, DISBURSEMENTS AND BALANCES**  
As of the Quarter Ending December 31, 2016

Department : Department of National Defense  
 Agency : Government Arsenal  
 Operating Unit :  
 Organization Code : 170020000000  
 Funding Source Code : 01 1 01

	Current Year Appropriations
	Supplemental Appropriations
x	Continuing Appropriations

Particulars	UACS CODE	Current Year Disbursements					Total	Unreleased Appropriation	Unobligated Allotment	Unpaid Obligations (15-20)=(23+24)	
		1st Quarter Ending March 31	2nd Quarter Ending June 30	3rd Quarter Ending Sept. 30	4th Quarter Ending Dec. 31	Due and Demandable				Not Yet Due and Demandable	
		16	17	18	19	20=(16+17+18+19)				21=(5-10)	22=(10-15)
<b>Continuing Appropriations</b>	1 01 101										
<i>Operations</i>	3 00 000000	9,325,466	5,319,715	3,180,277	10,134,118	27,959,576	-	1	(4,074,939)	4,220,591	
MFO 1- MANUFACTURE OF SMALL ARMS AMMUNITION	3 01 000000	9,325,466	5,319,715	3,180,277	10,134,118	27,959,576	-	1	(4,074,939)	4,220,591	
PAP	50200000 00	9,325,466	5,319,715	2,784,982	6,857,953	24,288,116	-	-	(4,074,939)	1,509,499	
MOOE	50600000 00	-	-	395,296	3,276,165	3,671,461	-	1	-	2,711,092	
CO											
2. Manufacture storage and security of small arms ammunition	3 01 02 0000	9,325,466	5,319,715	3,180,277	10,134,118	27,959,576	-	1			
MOOE	50200000 00	9,325,466	5,319,715	2,784,982	6,857,953	24,288,116	-	-	(4,074,939)	1,509,499	
CO	50600000 00	-	-	395,296	3,276,165	3,671,461	-	1		2,711,092	
<b>Total, Continuing Appropriations</b>		<b>9,325,466</b>	<b>5,319,715</b>	<b>3,180,277</b>	<b>10,134,118</b>	<b>27,959,576</b>	<b>-</b>	<b>1</b>	<b>(4,074,939)</b>	<b>4,220,591</b>	

Certified Correct:



MARIAMISMA P. ABLIR  
Financial Management Svcs Chief

Date: 18 January 2017

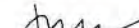
Certified Correct:



CLEOTILDE R. QUEZON  
Chief Accountant

Date: 18 January 2017

Approved By:



JONATHAN C. MARTIR  
Director

Date: 18 January 2017