


**SUMMARY OF APPROVED BUDGET, UTILIZATIONS, DISBURSEMENTS AND BALANCES BY OBJECT OF EXPENDITURES
(For Off-Budgetary Funds)
As at the Quarter Ending December 31, 2019**


Department : Department of National Defense (DND)
 Agency : Government Arsenal
 Operating Unit : < not applicable >
 Organization Code (UACS) : 17002000000
 Fund Cluster : 05 - Internally Generated Income

Particulars	UACS CODE	Approved Budget			Budget Utilization					Disbursements					Balances		
		Approved Budgeted Revenue	Adjustments (Additions, Reductions, Realignment)	Adjusted Budgeted Revenue	1st Quarter Ending March 31	2nd Quarter Ending June 30	3rd Quarter Ending Sept. 30	4th Quarter Ending Dec. 31	Total	1st Quarter Ending March 31	2nd Quarter Ending June 30	3rd Quarter Ending Sept. 30	4th Quarter Ending Dec. 31	Total	Unutilized Budget	Unpaid Utilizations	
																Due and Demandable / Accounts Payable	Not Yet Due and Demandable
1	2	3	4	5=(3+(-4))	6	7	8	9	10=(6+7+8+9)	11	12	13	14	15=(11+12+13+14)	16=(5-10)	17	18
A. AGENCY SPECIFIC BUDGET																	
Maintenance & Other Operating Expenses		29,722.00	-	29,722.00	-	-	18,522.00	-	18,522.00	-	-	18,522.00	-	18,522.00	11,200.00	-	-
Professional Services	5021100000	18,522.00	-	18,522.00	-	-	18,522.00	-	18,522.00	-	-	18,522.00	-	18,522.00	-	-	-
Other Professional Services	5021199000	18,522.00	-	18,522.00	-	-	18,522.00	-	18,522.00	-	-	18,522.00	-	18,522.00	-	-	-
Other Maintenance and Operating Expenses	5029999000																
Other Maintenance and Operating Expenses	5029999099	11,200.00		11,200.00	-	-									11,200.00	-	-
Capital Outlays		702,870.49	-	702,870.49	529,850.00	-	-	-	529,850.00	-	88,920.00	431,352.71	5,745.54	526,018.25	173,020.49	3,831.75	-
Property, Plant and Equipment Outlay		702,870.49	-	702,870.49	529,850.00	-	-	-	529,850.00	-	88,920.00	431,352.71	5,745.54	526,018.25	173,020.49	3,831.75	-
Machinery and Equipment Outlay	5060405000																
Medical Equipment	5060405011	702,870.49		702,870.49	529,850.00	-	-	-	529,850.00	-	88,920.00	431,352.71	5,745.54	526,018.25	173,020.49	3,831.75	-
Grand Total		732,592.49	-	732,592.49	529,850.00	-	18,522.00	-	548,372.00	-	88,920.00	449,874.71	5,745.54	544,540.25	184,220.49	3,831.75	-


Certified Correct:


 ESPINO, WILMA
 Budget Officer
 Date: 20/Jan/2020


Certified Correct:


 CARREON, ALLECIAH
 Chief Accountant
 Date: 20/Jan/2020

Recommending Approval:


 BASA, ROWEENA
 Director of Financial Management Service
 (FMS) or Equivalent
 Date: 20/Jan/2020

Approved By:


 CASABAR, DANIEL JR
 Agency Head or Authorized Representative
 Date: 20/Jan/2020