



REPUBLIC OF THE PHILIPPINES
DEPARTMENT OF NATIONAL DEFENSE
GOVERNMENT ARSENAL
Camp General Antonio Luna
Lima, Bataan

05 JUN 2020

SECRETARY WENDEL E AVISADO
Department of Budget & Management
Malacañang, Manila


Thru: **SECRETARY DELFIN N LORENZANA**
Department of National Defense
Camp General Emilio Aguinaldo, Quezon City

Sir:

In compliance with the COA and DBM Joint Circular No. 2014-1 dated 02 July 2014, submitted herewith are the Financial Accountability Report (FAR) No. 4 of the Government Arsenal for the months of April and May 2020.

Please acknowledge receipt.

Very truly yours,


DANIEL R CASABAR JR
Director



MONTHLY REPORT OF DISBURSEMENTS
For the month of April 2020

Department :Department of National Defense (DND)
 Agency :Government Arsenal
 Operating Unit :< not applicable >
 Organization Code :17 002 0000000
 Fund Cluster :01 Regular Agency Fund

Particulars	Current Year Budget					Prior Year's Budget											SUB-TOTAL	Trust Liabilities				Grand Total					Remarks
	PS	MOOE	Fin Ex	CO	TOTAL	Prior Year's Accounts Payable					Current Year's Accounts Payable					TOTAL		PS	MOOE	CO	TOTAL	PS	MOOE	Fin Ex	CO	TOTAL	
						PS	MOOE	Fin Ex	CO	Sub-Total	PS	MOOE	Fin Ex	CO	Sub-Total												
1	2	3	4	5	6=(2+3+4+5)	7	8	9	10	11=(7+8+9+10)	12	13	14	15	16=(12+13+14+15)	17=(11+16)	18=(8+17)	19	20	21	22=(19+20+21)	23	24	25	26	27=(23+24+25+26)	28
CASH DISBURSEMENTS	10,985,239.67	3,817,434.74		22,950,000.00	37,752,674.41	11,694,719.27			219,260.05	11,913,979.32					11,913,979.32	49,666,653.73					10,985,239.67	15,512,154.01			23,169,260.05	49,666,653.73	
Notice of Cash Allocation (NCA)	10,985,239.67	3,817,434.74		22,950,000.00	37,752,674.41	11,694,719.27			219,260.05	11,913,979.32					11,913,979.32	49,666,653.73					10,985,239.67	15,512,154.01			23,169,260.05	49,666,653.73	
MDS Checks Issued	10,982,671.27	3,817,434.74		22,950,000.00	37,750,106.01											37,750,106.01					10,982,671.27	3,817,434.74			22,950,000.00	37,750,106.01	
Advice to Debit Account	2,568.40				2,568.40	11,694,719.27			219,260.05	11,913,979.32					11,913,979.32	11,916,547.72					2,568.40	11,694,719.27			219,260.05	11,916,547.72	
Notice of Transfer Allocations (NTA)																											
MDS Checks Issued																											
Advice to Debit Account																											
Working Fund for FAPs																											
Cash Disbursement Ceiling (CDC)																											
TOTAL CASH DISBURSEMENTS	10,985,239.67	3,817,434.74		22,950,000.00	37,752,674.41	11,694,719.27			219,260.05	11,913,979.32					11,913,979.32	49,666,653.73					10,985,239.67	15,512,154.01			23,169,260.05	49,666,653.73	
NON-CASH DISBURSEMENTS	402,543.70	10,807.39			413,351.09	696,163.41			12,410.95	708,574.36					708,574.36	1,121,925.45					402,543.70	706,970.80			12,410.95	1,121,925.45	
Tax Remittance Advices Issued (TRA)	402,543.70	10,807.39			413,351.09	696,163.41			12,410.95	708,574.36					708,574.36	1,121,925.45					402,543.70	706,970.80			12,410.95	1,121,925.45	
Non-Cash Availment Authority (NCAA)																											
Disbursements effected through outright deductions from claims (please specify...)																											
Overpayment of expenses(e.g. personnel benefits)																											
Restitution for loss of government property																											
Liquidated damages and similar claims																											
Others(TEF, BTr-Documentary Stamp Tax, etc.)																											
TOTAL NON-CASH DISBURSEMENTS	402,543.70	10,807.39			413,351.09	696,163.41			12,410.95	708,574.36					708,574.36	1,121,925.45					402,543.70	706,970.80			12,410.95	1,121,925.45	
GRAND TOTAL	11,387,783.37	3,828,242.13		22,950,000.00	38,166,025.50	12,390,882.68			231,671.00	12,622,553.68					12,622,553.68	50,788,579.18					11,387,783.37	16,219,124.81			23,181,671.00	50,788,579.18	

SUMMARY

Particulars (1)	Previous Report (2)	This Month (3)	As at Date (4)
Total Disbursement Authorities Received	546,955,672.76	244,215,925.45	791,171,598.21
NCA	545,083,862.00	243,094,000.00	788,177,862.00
NTA	-	-	-
Working Fund	-	-	-
TRA	1,871,810.76	1,121,925.45	2,993,736.21
CDC	-	-	-
NCAA	-	-	-
Less: Notice of Transfer of Allocations (NTA)* issued	-	-	-
Total Disbursement Authorities Available	546,955,672.76	244,215,925.45	791,171,598.21
Less:	-	-	-
Lapsed NCA	108.91	-	108.91
Disbursements	546,955,563.85	50,788,579.18	597,744,143.03
Less: Other Non-Cash Disbursements	-	-	-
Disbursements effected through outright deductions from claims	-	-	-
Overpayment of expenses(e.g. personnel benefits)	-	-	-
Restitution for loss of government property	-	-	-
Liquidated damages and similar claims	-	-	-
Others (e.g. TEF, BTr, Docs Stamp, etc.)	-	-	-
Add/Less: Adjustments (e.g. cancelled/staled checks)	-	-	-
Balance of Disbursement Authorities as at date	-	193,427,346.27	193,427,346.27
Total Disbursements Program	552,791,000.00	235,633,000.00	788,424,000.00
Less: *Actual Disbursements	546,955,563.85	50,788,579.18	597,744,143.03
(Over)/Under spending	5,835,436.15	184,844,420.82	190,679,856.97

Notes: * The use of NTA is discouraged

Notes: ** Amounts should tally with the grand total disbursement (column 27).


Certified Correct:


ALLECIAH D. CARREON

Chief Accountant

Date: 2020-06-04 10:54:10.0


Recommending Approval:


ROWEENA G. BASA

Director of Financial Management Service

Date: 2020-06-04 10:57:37.0

Approved By:


DANIEL R. CASABAR, JR.

Agency Head

Date: 2020-06-04 11:05:

LIST OF DISBURSEMENTS AUTHORITIES RECEIVED/ISSUED

As of April 30, 2020

Fund Cluster 01

1. NOTICE OF CASH ALLOCATION (NCA) Received

<u>NCA No.</u>	<u>Date</u>	<u>Amount</u>
BMB-D-20-0000495	2-Jan-20	224,045,000.00
BMB-D-20-0001119	21-Jan-20	5,756,276.00
BMB-D-20-0000495	2-Jan-20	29,563,000.00
BMB-D-20-0000495	2-Jan-20	26,945,000.00
BMB-D-20-0002741	2-Mar-20	257,273,406.00
BMB-D-20-0003413	16-Mar-20	1,501,180.00
BMB-D-20-0004266	23-Mar-20	243,094,000.00
Total NCA Received		<u><u>788,177,862.00</u></u>

2. TAX REMITTANCE ADVICE ISSUED

<u>TRA No.</u>	<u>Date</u>	<u>Amount</u>
0040202020197116	8-Jan-20	51,726.54
0040202020209369	4-Feb-20	306,577.48
0040202020209437	4-Feb-20	74,178.63
0040202020209447	4-Feb-20	323,080.42
0040202020225015	4-Mar-20	135,416.06
0040202020225094	4-Mar-20	29,292.80
0040202020225151	4-Mar-20	327,891.92
0040202020245082	8-Apr-20	183,566.00
0040202020245148	8-Apr-20	37,188.03
0040202020245215	8-Apr-20	402,892.88
0040202020253510	5-May-20	588,246.50
0040202020253593	5-May-20	120,327.86
0040202020253613	5-May-20	413,351.09
Total TRA Issued		<u><u>2,993,736.21</u></u>

SUMMARY

Particulars	Previous Report	This Month	As at Date
(1)	(2)	(3)	(4)
Total Disbursement Authorities Received	448,182.00	-	448,182.00
NCA	448,182.00	-	448,182.00
NTA	-	-	-
Working Fund	-	-	-
TRA	-	-	-
CDC	-	-	-
NCAA	-	-	-
Less: Notice of Transfer of Allocations (NTA)* Issued	-	-	-
Total Disbursement Authorities Available	448,182.00	-	448,182.00
Less:	-	-	-
Lapsed NCA	-	-	-
Disbursements	448,180.70	-	448,180.70
Less: Other Non-Cash Disbursements	-	-	-
Disbursements effected through outright deductions from claims	-	-	-
Overpayment of expenses(e.g. personnel benefits)	-	-	-
Restitution for loss of government property	-	-	-
Liquidated damages and similar claims	-	-	-
Others (e.g. TEF, BTr, Docs Stamp, etc.)	-	-	-
Add/Less: Adjustments (e.g. cancelled/staled checks)	-	-	-
Balance of Disbursement Authorities as at date	1.30	-	1.30
Total Disbursements Program	-	-	-
Less: *Actual Disbursements	448,180.70	-	448,180.70
(Over)/Under spending	(448,180.70)	-	(448,180.70)

Notes: * The use of NTA is discouraged

Notes: ** Amounts should tally with the grand total disbursement (column 27).


Certified Correct:


ALLECIAH D. CARREON

Chief Accountant

Date: 2020-06-04 10:54:10.0


Recommending Approval:


ROWENA G. BASA

Director of Financial Management Service

Date: 2020-06-04 10:57:37.0

Approved By:


DANIEL R. CASABAR, JR.

Agency Head

Date: 2020-06-04 11:05:

LIST OF DISBURSEMENTS AUTHORITIES RECEIVED/ISSUED

As of April 30, 2020

Fund Cluster 07

1. NOTICE OF CASH ALLOCATION (NCA) Received

<u>NCA No.</u>	<u>Date</u>	<u>Amount</u>
BMB-D-20-0001066	20-Jan-20	247,393.00
BMB-D-20-0002168	19-Feb-20	200,789.00
Total NCA Received		<u>448,182.00</u>

MONTHLY REPORT OF DISBURSEMENTS

For the month of May 2020

Department :Department of National Defense (DND)
 Agency :Government Arsenal
 Operating Unit :< not applicable >
 Organization Code :17 002 0000000
 Fund Cluster :01 Regular Agency Fund

Particulars	Current Year Budget					Prior Year's Budget											SUB-TOTAL	Trust Liabilities				Grand Total					Remarks
	PS	MOOE	Fin Ex	CO	TOTAL	Prior Year's Accounts Payable					Current Year's Accounts Payable					TOTAL		PS	MOOE	CO	TOTAL	PS	MOOE	Fin Ex	CO	TOTAL	
						PS	MOOE	Fin Ex	CO	Sub-Total	PS	MOOE	Fin Ex	CO	Sub-Total												
1	2	3	4	5	6=(2+3+4+5)	7	8	9	10	11=(7+8+9+10)	12	13	14	15	16=(12+13+14+15)	17=(11+16)	18=(6+17)	19	20	21	22=(19+20+21)	23	24	25	26	27=(23+24+25+26)	28
CASH DISBURSEMENTS	30,672,761.06	7,523,981.10			38,196,742.16	23,667,325.95				23,667,325.95					23,667,325.95	61,864,068.11					30,672,761.06	31,191,307.05				61,864,068.11	
Notice of Cash Allocation (NCA)	30,672,761.06	7,523,981.10			38,196,742.16	23,667,325.95				23,667,325.95					23,667,325.95	61,864,068.11					30,672,761.06	31,191,307.05				61,864,068.11	
MDS Checks Issued	30,670,192.66	6,824,399.49			37,494,592.15	94,642.85				94,642.85					94,642.85	37,589,235.00					30,670,192.66	6,919,042.34				37,589,235.00	
Advice to Debit Account	2,568.40	699,581.61			702,150.01	23,572,683.10				23,572,683.10					23,572,683.10	24,274,833.11					2,568.40	24,272,264.71				24,274,833.11	
Notice of Transfer Allocations (NTA)																											
MDS Checks Issued																											
Advice to Debit Account																											
Working Fund for FAPs																											
Cash Disbursement Ceiling (CDC)																											
TOTAL CASH DISBURSEMENTS	30,672,761.06	7,523,981.10			38,196,742.16	23,667,325.95				23,667,325.95					23,667,325.95	61,864,068.11					30,672,761.06	31,191,307.05				61,864,068.11	
NON-CASH DISBURSEMENTS	401,989.61	81,285.78			483,275.39	1,385,089.30				1,385,089.30					1,385,089.30	1,868,364.69					401,989.61	1,466,375.08				1,868,364.69	
Tax Remittance Advices Issued (TRA)	401,989.61	81,285.78			483,275.39	1,385,089.30				1,385,089.30					1,385,089.30	1,868,364.69					401,989.61	1,466,375.08				1,868,364.69	
Non-Cash Availment Authority (NCAA)																											
Disbursements effected through outright deductions from claims (please specify...)																											
Overpayment of expenses(e.g. personnel benefits)																											
Restitution for loss of government property																											
Liquidated damages and similar claims																											
Others(TEF, BTr-Documentary Stamp Tax, etc.)																											
TOTAL NON-CASH DISBURSEMENTS	401,989.61	81,285.78			483,275.39	1,385,089.30				1,385,089.30					1,385,089.30	1,868,364.69					401,989.61	1,466,375.08				1,868,364.69	
GRAND TOTAL	31,074,750.67	7,605,266.88			38,680,017.55	25,052,415.25				25,052,415.25					25,052,415.25	63,732,432.80					31,074,750.67	32,657,682.13				63,732,432.80	

SUMMARY

Particulars (1)	Previous Report (2)	This Month (3)	As at Date (4)
Total Disbursement Authorities Received	791,171,598.21	1,868,364.69	793,039,962.90
NCA	788,177,862.00	-	788,177,862.00
NTA	-	-	-
Working Fund	-	-	-
TRA	2,993,736.21	1,868,364.69	4,862,100.90
CDC	-	-	-
NCAA	-	-	-
Less: Notice of Transfer of Allocations (NTA)* issued	-	-	-
Total Disbursement Authorities Available	791,171,598.21	1,868,364.69	793,039,962.90
Less:	-	-	-
Lapsed NCA	108.91	-	108.91
Disbursements	597,744,143.03	63,732,432.80	661,476,575.83
Less: Other Non-Cash Disbursements	-	-	-
Disbursements effected through outright deductions from claims	-	-	-
Overpayment of expenses(e.g. personnel benefits)	-	-	-
Restitution for loss of government property	-	-	-
Liquidated damages and similar claims	-	-	-
Others (e.g. TEF, BTr, Docs Stamp, etc.)	-	-	-
Add/Less: Adjustments (e.g. cancelled/staled checks)	-	-	-
Balance of Disbursement Authorities as at date	193,427,346.27	(61,864,068.11)	131,563,278.16
Total Disbursements Program	788,424,000.00	44,302,000.00	832,726,000.00
Less: *Actual Disbursements	597,744,143.03	63,732,432.80	661,476,575.83
(Over)/Under spending	190,679,856.97	(19,430,432.80)	171,249,424.17

Notes: * The use of NTA is discouraged

Notes: ** Amounts should tally with the grand total disbursement (column 27).


Certified Correct:


ALLECIAH D. CARREON

Chief Accountant

Date: 2020-06-04 10:54:55.0


Recommending Approval:


ROWENA G. BASA

Director of Financial Management Service

Date: 2020-06-04 10:59:44.0

Approved By:


DANIEL R. CASABAR, JR.

Agency Head

Date: 2020-06-04 11:07:

LIST OF DISBURSEMENTS AUTHORITIES RECEIVED/ISSUED

As of May 31, 2020

Fund Cluster 01

1. NOTICE OF CASH ALLOCATION (NCA) Received

<u>NCA No.</u>	<u>Date</u>	<u>Amount</u>
BMB-D-20-0000495	2-Jan-20	224,045,000.00
BMB-D-20-0001119	21-Jan-20	5,756,276.00
BMB-D-20-0000495	2-Jan-20	29,563,000.00
BMB-D-20-0000495	2-Jan-20	26,945,000.00
BMB-D-20-0002741	2-Mar-20	257,273,406.00
BMB-D-20-0003413	16-Mar-20	1,501,180.00
BMB-D-20-0004266	23-Mar-20	243,094,000.00
Total NCA Received		<u><u>788,177,862.00</u></u>

2. TAX REMITTANCE ADVICE ISSUED

<u>TRA No.</u>	<u>Date</u>	<u>Amount</u>
0040202020197116	8-Jan-20	51,726.54
0040202020209369	4-Feb-20	306,577.48
0040202020209437	4-Feb-20	74,178.63
0040202020209447	4-Feb-20	323,080.42
0040202020225015	4-Mar-20	135,416.06
0040202020225094	4-Mar-20	29,292.80
0040202020225151	4-Mar-20	327,891.92
0040202020245082	8-Apr-20	183,566.00
0040202020245148	8-Apr-20	37,188.03
0040202020245215	8-Apr-20	402,892.88
0040202020253510	5-May-20	588,246.50
0040202020253593	5-May-20	120,327.86
0040202020253613	5-May-20	413,351.09
0040202020265854	3-Jun-20	1,213,951.77
0040202020265910	3-Jun-20	246,427.42
0040202020265962	3-Jun-20	407,985.50
Total TRA Issued		<u><u>4,862,100.90</u></u>


SUMMARY

Particulars (1)	Previous Report (2)	This Month (3)	As at Date (4)
Total Disbursement Authorities Received	448,182.00	33,091.00	481,273.00
NCA	448,182.00	33,091.00	481,273.00
NTA	-	-	-
Working Fund	-	-	-
TRA	-	-	-
CDC	-	-	-
NCAA	-	-	-
Less: Notice of Transfer of Allocations (NTA)* issued	-	-	-
Total Disbursement Authorities Available	448,182.00	33,091.00	481,273.00
Less:	-	-	-
Lapsed NCA	-	-	-
Disbursements	448,180.70	-	448,180.70
Less: Other Non-Cash Disbursements	-	-	-
Disbursements effected through outright deductions from claims	-	-	-
Overpayment of expenses(e.g. personnel benefits)	-	-	-
Restitution for loss of government property	-	-	-
Liquidated damages and similar claims	-	-	-
Others (e.g. TEF, BTr, Docs Stamp, etc.)	-	-	-
Add/Less: Adjustments (e.g. cancelled/staled checks)	-	-	-
Balance of Disbursement Authorities as at date	1.30	33,091.00	33,092.30
Total Disbursements Program	-	-	-
Less: *Actual Disbursements	448,180.70	-	448,180.70
(Over)/Under spending	(448,180.70)	-	(448,180.70)


Notes: * The use of NTA is discouraged

Notes: ** Amounts should tally with the grand total disbursement (column 27).


Certified Correct:


 ALLECIAH D. CARREON
 Chief Accountant
 Date: 2020-06-04 10:54:55.0

Recommending Approval:


 ROWEENA G. BASA
 Director of Financial Management Service
 Date: 2020-06-04 10:59:44.0

Approved By:


 DANIEL R. CASABAR, JR.
 Agency Head
 Date: 2020-06-04 11:07:

LIST OF DISBURSEMENTS AUTHORITIES RECEIVED/ISSUED

As of May 31, 2020

Fund Cluster 07

1. NOTICE OF CASH ALLOCATION (NCA) Received

<u>NCA No.</u>	<u>Date</u>	<u>Amount</u>
BMB-D-20-0001066	20-Jan-20	247,393.00
BMB-D-20-0002168	19-Feb-20	200,789.00
BMB-D-20-0005693	11-May-20	33,091.00
Total NCA Received		<u>481,273.00</u>