

STATEMENT OF APPROPRIATIONS, ALLOTMENTS, OBLIGATIONS, DISBURSEMENTS AND BALANCES
As of the Quarter Ending December 31, 2017

Department : Department of National Defense (DND)
Agency : Government Arsenal
Operating Unit : N/A
Organization Code (UACS) : 170020000000
Fund Cluster: 01 - Regular Agency Fund

Authorization: 01 - Current Year Appropriations
Report Status: SUBMITTED

Particulars	UACS CODE	Appropriation			Allotments					Current Year Obligations				Total
		Authorized Appropriation	Adjustments (Transfer To/From Realignment)	Adjusted Appropriations	Allotments Received	Adjustments (Withdrawal, Realignment)	Transfer To	Transfer From	Adjusted Total Allotments	1st Quarter Ending March 31	2nd Quarter Ending June 30	3rd Quarter Ending Sept. 30	4th Quarter Ending Dec. 31	
1	2	3	4	5=3+4	6	7	8	9	10=(6+7)+8+9	11	12	13	14	15=(11+12+13+14)
I. Agency Specific Budget														
Specific Budgets of National Government Agencies	0110101													
General Administration and Support	000001000000000	106,079,000.00	-	106,079,000.00	106,079,000.00	-	-	-	106,079,000.00	27,512,452.90	26,451,869.31	27,955,999.68	22,330,248.25	104,250,570.14
General management and supervision	103001000100000	93,058,000.00	-	93,058,000.00	93,058,000.00	-	-	-	93,058,000.00	23,136,901.47	26,265,759.81	24,712,992.86	18,038,596.59	92,154,250.73
PS		53,484,000.00	3,790,000.00	57,274,000.00	53,484,000.00	3,790,000.00	-	-	57,274,000.00	15,961,848.98	17,590,897.79	12,407,523.02	12,189,936.73	58,150,206.52
MOOE		39,574,000.00	(3,790,000.00)	35,784,000.00	39,574,000.00	(3,790,000.00)	-	-	35,784,000.00	7,175,052.49	8,674,862.02	12,305,469.84	5,848,659.86	34,004,044.21
Administration of Personnel Benefits	103001000200000	13,021,000.00	-	13,021,000.00	13,021,000.00	-	-	-	13,021,000.00	4,375,551.43	186,109.50	3,243,006.82	4,291,651.66	12,096,319.41
PS		13,021,000.00	-	13,021,000.00	13,021,000.00	-	-	-	13,021,000.00	4,375,551.43	186,109.50	3,243,006.82	4,291,651.66	12,096,319.41
Operations	000003000000000	1,113,283,000.00	-	1,113,283,000.00	1,113,283,000.00	-	-	-	1,113,283,000.00	304,350,937.20	340,905,603.04	232,335,135.51	231,375,596.67	1,108,967,272.42
MFO 1: MANUFACTURE OF SMALL ARMS AMMUNITION	000003010000000	1,113,283,000.00	-	1,113,283,000.00	1,113,283,000.00	-	-	-	1,113,283,000.00	304,350,937.20	340,905,603.04	232,335,135.51	231,375,596.67	1,108,967,272.42
Planning and development of arms manufacturing processes and procedures	121003010100000	17,626,000.00	-	17,626,000.00	17,626,000.00	-	-	-	17,626,000.00	2,674,478.89	2,957,124.88	3,419,399.84	8,243,457.69	17,294,461.30
PS		10,724,000.00	275,000.00	10,999,000.00	10,724,000.00	275,000.00	-	-	10,999,000.00	2,364,957.65	2,603,332.62	2,087,588.43	3,840,789.72	10,896,668.42
MOOE		6,902,000.00	(275,000.00)	6,627,000.00	6,902,000.00	(275,000.00)	-	-	6,627,000.00	309,521.24	353,792.26	1,331,811.41	4,402,667.97	6,397,792.88
Manufacture, storage and security of small arms ammunition	121003010200000	1,095,657,000.00	-	1,095,657,000.00	1,095,657,000.00	-	-	-	1,095,657,000.00	301,676,458.31	337,948,478.16	228,915,735.67	223,132,138.98	1,091,672,811.12
PS		153,876,000.00	11,240,000.00	165,116,000.00	153,876,000.00	11,240,000.00	-	-	165,116,000.00	31,708,361.86	37,927,357.86	34,303,454.03	60,836,536.94	164,775,710.69
MODE		888,781,000.00	(11,240,000.00)	877,541,000.00	888,781,000.00	(11,240,000.00)	-	-	877,541,000.00	261,968,096.45	300,021,120.30	149,622,281.64	162,285,602.04	873,897,100.43
CO		53,000,000.00	-	53,000,000.00	53,000,000.00	-	-	-	53,000,000.00	8,000,000.00	-	44,990,000.00	10,000.00	53,000,000.00
MFO 2: IMPROVED SMALL ARMS WEAPONS	000003020000000	-	-	-	-	-	-	-	-	-	-	-	-	-
Refurbishment of small arms weapons	127003020100000	-	-	-	-	-	-	-	-	-	-	-	-	-
MOOE		-	-	-	-	-	-	-	-	-	-	-	-	-
Sub-Total, Agency-Specific		1,219,362,000.00	-	1,219,362,000.00	1,219,362,000.00	-	-	-	1,219,362,000.00	331,863,390.10	367,357,472.35	260,291,135.19	253,705,844.92	1,213,217,842.56
PS		231,105,000.00	15,305,000.00	246,410,000.00	231,105,000.00	15,305,000.00	-	-	246,410,000.00	54,410,719.92	58,307,697.77	52,041,572.30	81,158,915.05	245,918,905.04
MOOE		935,257,000.00	(15,305,000.00)	919,952,000.00	935,257,000.00	(15,305,000.00)	-	-	919,952,000.00	269,452,670.18	309,049,774.58	163,259,562.89	172,536,929.87	914,298,937.52
Fin Ex		-	-	-	-	-	-	-	-	-	-	-	-	-
CO		53,000,000.00	-	53,000,000.00	53,000,000.00	-	-	-	53,000,000.00	8,000,000.00	-	44,990,000.00	10,000.00	53,000,000.00
II. Automatic Appropriations														
Retirement and Life Insurance Premiums	01104102													
General Administration and Support	000001000000000	3,887,000.00	65,783.00	3,952,783.00	3,952,783.00	-	-	-	3,952,783.00	1,142,503.62	1,123,337.88	1,148,744.21	538,197.29	3,952,783.00
General management and supervision	103001000100000	3,887,000.00	65,783.00	3,952,783.00	3,952,783.00	-	-	-	3,952,783.00	1,142,503.62	1,123,337.88	1,148,744.21	538,197.29	3,952,783.00
PS		3,887,000.00	65,783.00	3,952,783.00	3,952,783.00	-	-	-	3,952,783.00	1,142,503.62	1,123,337.88	1,148,744.21	538,197.29	3,952,783.00
Operations	000003000000000	11,234,000.00	-	11,234,000.00	11,234,000.00	-	-	-	11,234,000.00	2,604,821.67	2,666,170.22	2,704,509.53	3,258,091.39	11,233,592.61
MFO 1: MANUFACTURE OF SMALL ARMS AMMUNITION	000003010000000	11,234,000.00	-	11,234,000.00	11,234,000.00	-	-	-	11,234,000.00	2,604,821.67	2,666,170.22	2,704,509.53	3,258,091.39	11,233,592.61
Planning and development of arms manufacturing processes and procedures	121003010100000	841,000.00	-	841,000.00	841,000.00	-	-	-	841,000.00	186,789.33	185,949.24	187,421.76	280,432.48	840,592.81
PS		841,000.00	-	841,000.00	841,000.00	-	-	-	841,000.00	186,789.33	185,949.24	187,421.76	280,432.48	840,592.81
Manufacture, storage and security of small arms ammunition	121003010200000	10,393,000.00	-	10,393,000.00	10,393,000.00	-	-	-	10,393,000.00	2,418,032.34	2,480,220.98	2,517,087.77	2,977,658.91	10,393,000.00
PS		10,393,000.00	-	10,393,000.00	10,393,000.00	-	-	-	10,393,000.00	2,418,032.34	2,480,220.98	2,517,087.77	2,977,658.91	10,393,000.00

STATEMENT OF APPROPRIATIONS, ALLOTMENTS, OBLIGATIONS, DISBURSEMENTS AND BALANCES
As of the Quarter Ending December 31, 2017

Department : Department of National Defense (DND)
Agency : Government Arsenal
Operating Unit : N/A
Organization Code (UACS) : 170020000000
Fund Cluster: 01 - Regular Agency Fund

Authorization: 01 - Current Year Appropriations
Report Status: SUBMITTED

Particulars	UACS CODE	Current Year Disbursements					Total	Unreleased Appropriations	Balances		
		1st Quarter Ending March 31	2nd Quarter Ending June 30	3rd Quarter Ending Sept. 30	4th Quarter Ending Dec. 31	Unobligated Allotment			Unpaid Obligations (15-20) = (23+24)		
		16	17	18	19	20=(16+17+18+19)			21=(5-10)	22=(10-15)	23 Due and Demandable
I. Agency Specific Budget											
Specific Budgets of National Government Agencies											
General Administration and Support	0110101										
General management and supervision	00300100000000	26,262,421.08	27,691,153.76	27,955,999.68	22,330,246.25	104,239,822.77	-	1,828,429.86	10,747.37	-	
PS	1030010001000000	22,218,901.47	27,183,759.81	24,712,992.86	18,038,596.59	92,154,250.73	-	903,749.27	-	-	
MOOE		15,043,848.98	18,508,897.79	12,407,523.02	12,189,936.73	58,150,206.52	-	(876,206.52)	-	-	
Administration of Personnel Benefits		7,175,052.49	8,674,862.02	12,305,469.84	5,848,659.86	34,004,044.21	-	1,779,955.79	-	-	
PS	1030010002000000	4,043,519.61	507,393.95	3,243,006.82	4,291,651.66	12,085,572.04	-	924,680.59	10,747.37	-	
MOOE		4,043,519.61	507,393.95	3,243,006.82	4,291,651.66	12,085,572.04	-	924,680.59	10,747.37	-	
Operations	0030030000000000	240,009,208.67	157,807,782.16	301,264,261.32	206,149,756.82	905,231,008.97	-	4,315,727.58	11,089,771.46	192,646,491.99	
MFO 1: MANUFACTURE OF SMALL ARMS											
AMMUNITION	0000030100000000	240,009,208.67	157,807,782.16	301,264,261.32	206,149,756.82	905,231,008.97	-	4,315,727.58	11,089,771.46	192,646,491.99	
Planning and development of arms manufacturing processes and procedures											
PS	1210030101000000	2,674,478.69	2,957,124.88	3,419,399.84	8,243,457.69	17,294,461.30	-	331,538.70	-	-	
MOOE		2,364,957.65	2,603,332.62	2,087,588.43	3,840,789.72	10,896,668.42	-	102,331.58	-	-	
Manufacture, storage and security of small arms ammunition		309,521.24	353,792.26	1,331,811.41	4,402,667.97	6,397,792.88	-	229,207.12	-	-	
PS	1210030102000000	237,334,729.78	154,850,657.26	297,844,861.48	197,906,299.13	887,936,547.67	-	3,984,188.88	11,089,771.46	192,646,491.99	
MOOE		30,821,546.96	37,183,439.24	34,906,271.39	61,752,152.13	164,663,411.72	-	340,289.31	112,298.97	-	
CO		206,513,180.82	117,667,218.04	255,738,590.09	136,144,147.00	716,063,135.95	-	3,643,899.57	10,977,472.49	146,856,491.99	
MFO 2: IMPROVED SMALL ARMS WEAPONS											
Refurbishment of small arms weapons											
MOOE	0000030200000000	-	-	7,200,000.00	10,000.00	7,210,000.00	-	-	-	45,790,000.00	
MOOE	1270030201000000	-	-	-	-	-	-	-	-	-	
MOOE		-	-	-	-	-	-	-	-	-	
Sub-Total, Agency-Specific		266,271,629.75	185,498,935.92	329,220,261.00	228,480,005.07	1,009,470,831.74	-	6,144,157.44	11,100,518.83	192,646,491.99	
PS		52,273,875.20	58,803,063.60	52,644,369.66	62,074,530.24	245,795,858.70	-	491,094.96	123,046.34	-	
MOOE		213,997,754.55	126,695,872.32	269,375,871.34	146,395,474.83	756,464,973.04	-	5,653,062.48	10,977,472.49	146,856,491.99	
Fin Ex		-	-	-	-	-	-	-	-	-	
CO		-	-	7,200,000.00	10,000.00	7,210,000.00	-	-	-	45,790,000.00	
II. Automatic Appropriations											
Retirement and Life Insurance Premiums											
General Administration and Support	0110402										
General management and supervision	00300100000000	1,142,503.62	1,123,337.88	1,148,744.21	538,197.29	3,952,783.00	-	-	-	-	
PS	1030010001000000	1,142,503.62	1,123,337.88	1,148,744.21	538,197.29	3,952,783.00	-	-	-	-	
Operations	0030030000000000	2,604,821.67	2,666,170.22	2,704,509.53	3,258,091.39	11,233,592.81	-	407.19	-	-	
MFO 1: MANUFACTURE OF SMALL ARMS											
AMMUNITION	0030030100000000	2,604,821.67	2,666,170.22	2,704,509.53	3,258,091.39	11,233,592.81	-	407.19	-	-	
Planning and development of arms manufacturing processes and procedures											
PS	1210030101000000	186,789.33	185,949.24	187,421.76	260,432.48	840,592.81	-	407.19	-	-	
MOOE		186,789.33	185,949.24	187,421.76	260,432.48	840,592.81	-	407.19	-	-	
Manufacture, storage and security of small arms ammunition											
PS	1210030102000000	2,418,032.34	2,480,220.98	2,517,087.77	2,977,658.91	10,393,000.00	-	-	-	-	
MOOE		2,418,032.34	2,480,220.98	2,517,087.77	2,977,658.91	10,393,000.00	-	-	-	-	

STATEMENT OF APPROPRIATIONS, ALLOTMENTS, OBLIGATIONS, DISBURSEMENTS AND BALANCES
As of the Quarter Ending December 31, 2017

Department : Department of National Defense (DND)
Agency : Government Arsenal
Operating Unit : N/A
Organization Code (UACS) : 170020000000
Fund Cluster: 01 - Regular Agency Fund

Authorization: 01 - Current Year Appropriations
Report Status: SUBMITTED

Particulars	UACS CODE	Appropriation			Allotments					Current Year Obligations				
		Authorized Appropriation	Adjustments (Transfer To/From Realignment)	Adjusted Appropriations	Allotments Received	Adjustments (Withdrawal, Realignment)	Transfer To	Transfer From	Adjusted Total Allotments	1st Quarter Ending March 31	2nd Quarter Ending June 30	3rd Quarter Ending Sept. 30	4th Quarter Ending Dec. 31	Total
1	2	3	4	5=(3+4)	6	7	8	9	10=(6+7+8+9)	11	12	13	14	15=(11+12+13+14)
Customs duties and taxes, including tax expenditures	01104105													
Tax Expenditure Fund	1010081600000000	-	170,629,940.00	170,629,940.00	170,629,940.00	-	-	-	170,629,940.00	30,396,205.00	67,353,629.00	72,880,106.00	-	170,629,940.00
MOOE		-	170,629,940.00	170,629,940.00	170,629,940.00	-	-	-	170,629,940.00	30,396,205.00	67,353,629.00	72,880,106.00	-	170,629,940.00
Sub-Total, Automatic Appropriations		15,121,000.00	170,695,723.00	185,816,723.00	185,816,723.00	-	-	-	185,816,723.00	34,143,530.29	71,143,137.10	76,733,359.74	3,796,288.68	185,816,315.81
PS		15,121,000.00	65,783.00	15,186,783.00	15,186,783.00	-	-	-	15,186,783.00	3,747,325.29	3,789,508.10	3,853,253.74	3,796,288.68	15,186,375.81
MOOE		-	170,629,940.00	170,629,940.00	170,629,940.00	-	-	-	170,629,940.00	30,396,205.00	67,353,629.00	72,880,106.00	-	170,629,940.00
Fin Ex		-	-	-	-	-	-	-	-	-	-	-	-	-
CO		-	-	-	-	-	-	-	-	-	-	-	-	-
III. Special Purpose Fund														
Miscellaneous Personnel Benefits Fund	01101406	-	9,710,749.00	9,710,749.00	9,710,749.00	-	-	-	9,710,749.00	-	-	5,444,032.00	4,194,254.62	9,638,286.62
Miscellaneous Personnel Benefits Fund	0000090700000000	-	9,710,749.00	9,710,749.00	9,710,749.00	-	-	-	9,710,749.00	-	-	5,444,032.00	4,194,254.62	9,638,286.62
Performance-Based Bonus	1030093701000000	-	5,451,411.00	5,451,411.00	5,451,411.00	-	-	-	5,451,411.00	-	-	5,444,032.00	-	5,444,032.00
PS	1030090702000000	-	4,084,338.00	4,084,338.00	4,084,338.00	-	-	-	4,084,338.00	-	-	-	4,019,281.15	4,019,281.15
Funding Requirements for the Filling up of Unfilled Positions		-	4,084,338.00	4,084,338.00	4,084,338.00	-	-	-	4,084,338.00	-	-	-	4,019,281.15	4,019,281.15
PS	1030090705000000	-	175,000.00	175,000.00	175,000.00	-	-	-	175,000.00	-	-	-	174,973.47	174,973.47
For Payment of Other Personnel Benefits		-	175,000.00	175,000.00	175,000.00	-	-	-	175,000.00	-	-	-	174,973.47	174,973.47
PS		-	-	-	-	-	-	-	-	-	-	-	-	-
Pension and Gratuity Fund	01101407	-	3,340,219.00	3,340,219.00	3,340,219.00	-	-	-	3,340,219.00	2,524,567.08	-	657,920.50	157,470.37	3,339,957.95
Pension and Gratuity Fund	0000090800000000	-	3,340,219.00	3,340,219.00	3,340,219.00	-	-	-	3,340,219.00	2,524,567.08	-	657,920.50	157,470.37	3,339,957.95
For payment of retirement and terminal leave benefits	2820090802000000	-	3,340,219.00	3,340,219.00	3,340,219.00	-	-	-	3,340,219.00	2,524,567.08	-	657,920.50	157,470.37	3,339,957.95
PS		-	3,340,219.00	3,340,219.00	3,340,219.00	-	-	-	3,340,219.00	2,524,567.08	-	657,920.50	157,470.37	3,339,957.95
Sub-Total, SPF		-	13,050,968.00	13,050,968.00	13,050,968.00	-	-	-	13,050,968.00	2,524,567.08	-	6,101,952.50	4,351,724.99	12,978,244.57
PS		-	13,050,968.00	13,050,968.00	13,050,968.00	-	-	-	13,050,968.00	2,524,567.08	-	6,101,952.50	4,351,724.99	12,978,244.57
MOOE		-	-	-	-	-	-	-	-	-	-	-	-	-
Fin Ex		-	-	-	-	-	-	-	-	-	-	-	-	-
CO		-	-	-	-	-	-	-	-	-	-	-	-	-
GRAND TOTAL		1,234,483,000.00	183,746,691.00	1,418,229,691.00	1,418,229,691.00	-	-	-	1,418,229,691.00	368,531,487.47	438,500,609.45	343,126,447.43	261,853,858.59	1,412,012,402.94
PS		246,226,000.00	28,421,751.00	274,647,751.00	259,342,751.00	15,305,000.00	-	-	274,647,751.00	60,682,612.29	62,097,205.87	61,996,778.54	89,306,928.72	274,083,525.42
MOOE		935,257,000.00	155,324,940.00	1,090,581,940.00	1,105,886,940.00	(15,305,000.00)	-	-	1,090,581,940.00	299,848,875.18	376,403,403.58	236,139,668.89	172,536,929.87	1,084,928,877.52
Fin Ex		-	-	-	-	-	-	-	-	-	-	-	-	-
CO		53,000,000.00	-	53,000,000.00	53,000,000.00	-	-	-	53,000,000.00	8,000,000.00	-	44,990,000.00	10,000.00	53,000,000.00

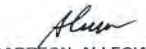
STATEMENT OF APPROPRIATIONS, ALLOTMENTS, OBLIGATIONS, DISBURSEMENTS AND BALANCES
As of the Quarter Ending December 31, 2017

Department : Department of National Defense (DND)
Agency : Government Arsenal
Operating Unit : N/A
Organization Code (UACS) : 170020000000
Fund Cluster: 01 - Regular Agency Fund

Authorization: 01 - Current Year Appropriations
Report Status: SUBMITTED


Particulars	UACS CODE	Current Year Disbursements					Balances						
		1st Quarter Ending March 31	2nd Quarter Ending June 30	3rd Quarter Ending Sept. 30	4th Quarter Ending Dec. 31	Total	Unreleased Appropriations	Unobligated Allotment	Unpaid Obligations (15-20) = (23+24)				
		16	17	18	19	20=(16+17+18+19)	21=(5-10)	22=(10-15)	23	24			
Customs duties and taxes, including tax expenditures	01104105												
Tax Expenditure Fund	10100916000000	30,396,205.00	67,353,629.00	72,880,106.00	-	170,629,940.00	-	-	-	-	-	-	-
MOOE		30,396,205.00	67,353,629.00	72,880,106.00	-	170,629,940.00	-	-	-	-	-	-	-
Sub-Total, Automatic Appropriations		34,143,530.29	71,143,137.10	76,733,359.74	3,796,288.68	185,816,315.81	-	407.19	-	-	-	-	-
PS		3,747,325.29	3,789,508.10	3,853,253.74	3,796,288.68	15,186,375.81	-	407.19	-	-	-	-	-
MOOE		30,396,205.00	67,353,629.00	72,880,106.00	-	170,629,940.00	-	-	-	-	-	-	-
Fin Ex		-	-	-	-	-	-	-	-	-	-	-	-
CO		-	-	-	-	-	-	-	-	-	-	-	-
III. Special Purpose Fund													
Miscellaneous Personnel Benefits Fund	01101406	-	-	5,444,032.00	4,007,671.60	9,451,703.60	-	72,462.38	186,583.02	-	-	-	-
Miscellaneous Personnel Benefits Fund	06009907000000	-	-	5,444,032.00	4,007,671.60	9,451,703.60	-	72,462.38	186,583.02	-	-	-	-
Performance-Based Bonus	103009070100000	-	-	5,444,032.00	-	5,444,032.00	-	7,379.00	-	-	-	-	-
PS	103009070200000	-	-	-	3,832,698.13	3,832,698.13	-	65,056.85	186,583.02	-	-	-	-
Funding Requirements for the Filling up of Unfilled Positions		-	-	-	3,832,698.13	3,832,698.13	-	65,056.85	186,583.02	-	-	-	-
PS	103009070500000	-	-	-	174,973.47	174,973.47	-	26.53	-	-	-	-	-
For Payment of Other Personnel Benefits		-	-	-	174,973.47	174,973.47	-	26.53	-	-	-	-	-
PS		-	-	-	-	-	-	-	-	-	-	-	-
Pension and Gratuity Fund	01101407	1,835,910.04	688,657.04	590,791.92	224,598.95	3,339,957.95	-	261.05	-	-	-	-	-
Pension and Gratuity Fund	00000908000000	1,835,910.04	688,657.04	590,791.92	224,598.95	3,339,957.95	-	261.05	-	-	-	-	-
For payment of retirement and terminal leave benefits	262009080200000	1,835,910.04	688,657.04	590,791.92	224,598.95	3,339,957.95	-	261.05	-	-	-	-	-
PS		1,835,910.04	688,657.04	590,791.92	224,598.95	3,339,957.95	-	261.05	-	-	-	-	-
Sub-Total, SPF		1,835,910.04	688,657.04	6,034,823.92	4,232,270.55	12,791,661.55	-	72,723.43	186,583.02	-	-	-	-
PS		1,835,910.04	688,657.04	6,034,823.92	4,232,270.55	12,791,661.55	-	72,723.43	186,583.02	-	-	-	-
MOOE		-	-	-	-	-	-	-	-	-	-	-	-
Fin Ex		-	-	-	-	-	-	-	-	-	-	-	-
CO		-	-	-	-	-	-	-	-	-	-	-	-
GRAND TOTAL		302,251,070.08	257,330,730.06	411,988,444.66	236,508,564.30	1,208,078,809.10	-	6,217,288.06	11,287,101.85	192,646,491.99	-	-	-
PS		57,857,110.53	63,281,228.74	62,532,467.32	90,103,069.47	273,773,896.06	-	564,225.58	309,629.36	-	-	-	-
MOOE		244,393,959.55	194,049,501.32	342,255,977.34	146,395,474.83	927,094,913.04	-	5,653,062.48	10,977,472.49	146,856,491.99	-	-	-
Fin Ex		-	-	-	-	-	-	-	-	-	-	-	-
CO		-	-	7,200,000.00	10,000.00	7,210,000.00	-	-	-	-	-	-	45,790,000.00

Certified Correct:


CARREON, ALLECIAH
Agency Budget Officer


Date: 29/Jan/2018

Certified Correct:


PEREZ, EIZEL JANE
Agency Chief Accountant


Date: 29/Jan/2018

Recommended By:


QUEZON, CLEOTILDE
Director/FMS

Date: 29/Jan/2018

Approved By:


CASABAR, DANIEL JR
Head of Agency or Authorized Representative

Date: 29/Jan/2018

STATEMENT OF APPROPRIATIONS, ALLOTMENTS, OBLIGATIONS, DISBURSEMENTS AND BALANCES
As of the Quarter Ending December 31, 2017

Department : Department of National Defense (DND)
Agency : Government Arsenal
Operating Unit : N/A
Organization Code (UACS) : 170020000000
Fund Cluster: 01 - Regular Agency Fund

Authorization: 02 - Continuing Appropriations
Report Status: SUBMITTED

Particulars	UACS CODE	Appropriation			Allotments					Current Year Obligations				
		Authorized Appropriation	Adjustments (Transfer To/From Realignment)	Adjusted Appropriations	Allotments Received	Adjustments (Withdrawal, Realignment)	Transfer To	Transfer From	Adjusted Total Allotments	1st Quarter Ending March 31	2nd Quarter Ending June 30	3rd Quarter Ending Sept. 30	4th Quarter Ending Dec. 31	Total
1	2	3	4	5=(3+4)	6	7	8	9	10=(6+(-7)+8+9)	11	12	13	14	15=(11+12+13+14)
I. Agency Specific Budget		-	-	-	-	-	-	-	-	-	-	-	-	-
Specific Budgets of National Government Agencies	01102101	-	-	-	-	-	-	-	-	-	-	-	-	-
General Administration and Support	0000010000000000	-	869,120.30	869,120.30	869,120.30	-	-	-	869,120.30	869,120.30	-	-	-	869,120.30
General management and supervision	1030010001000000	-	869,120.30	869,120.30	869,120.30	-	-	-	869,120.30	869,120.30	-	-	-	869,120.30
MOOE		-	869,120.30	869,120.30	869,120.30	-	-	-	869,120.30	869,120.30	-	-	-	869,120.30
Operations	0000030000000000	-	75,048,418.88	75,048,418.88	75,048,418.88	-	-	-	75,048,418.88	9,089,851.24	61,439,183.58	3,203,400.00	1,252,655.00	74,985,089.82
MFO 1: MANUFACTURE OF SMALL ARMS AMMUNITION	0000030100000000	-	75,048,418.88	75,048,418.88	75,048,418.88	-	-	-	75,048,418.88	9,089,851.24	61,439,183.58	3,203,400.00	1,252,655.00	74,985,089.82
Planning and development of arms manufacturing processes and procedures	1210030101000000	-	41,130.47	41,130.47	41,130.47	-	-	-	41,130.47	-	41,130.47	-	-	41,130.47
MOOE		-	41,130.47	41,130.47	41,130.47	-	-	-	41,130.47	-	41,130.47	-	-	41,130.47
Manufacture, storage and security of small arms ammunition	1210030102000000	-	75,007,288.41	75,007,288.41	75,007,288.41	-	-	-	75,007,288.41	9,089,851.24	61,398,053.11	3,203,400.00	1,252,655.00	74,943,959.35
MOOE		-	64,806,137.39	64,806,137.39	64,806,137.39	-	-	-	64,806,137.39	5,973,696.25	58,832,441.14	-	-	64,806,137.39
CO		-	10,201,151.02	10,201,151.02	10,201,151.02	-	-	-	10,201,151.02	3,116,154.99	2,565,611.97	3,203,400.00	1,252,655.00	10,137,821.96
Sub-Total, Agency-Specific		-	75,917,539.18	75,917,539.18	75,917,539.18	-	-	-	75,917,539.18	9,958,971.54	61,439,183.58	3,203,400.00	1,252,655.00	75,854,210.12
PS		-	-	-	-	-	-	-	-	-	-	-	-	-
MOOE		-	65,716,388.16	65,716,388.16	65,716,388.16	-	-	-	65,716,388.16	6,842,816.55	58,873,571.61	-	-	65,716,388.16
Fin Ex		-	-	-	-	-	-	-	-	-	-	-	-	-
CO		-	10,201,151.02	10,201,151.02	10,201,151.02	-	-	-	10,201,151.02	3,116,154.99	2,565,611.97	3,203,400.00	1,252,655.00	10,137,821.96
GRAND TOTAL		-	75,917,539.18	75,917,539.18	75,917,539.18	-	-	-	75,917,539.18	9,958,971.54	61,439,183.58	3,203,400.00	1,252,655.00	75,854,210.12
PS		-	-	-	-	-	-	-	-	-	-	-	-	-
MOOE		-	65,716,388.16	65,716,388.16	65,716,388.16	-	-	-	65,716,388.16	6,842,816.55	58,873,571.61	-	-	65,716,388.16
Fin Ex		-	-	-	-	-	-	-	-	-	-	-	-	-
CO		-	10,201,151.02	10,201,151.02	10,201,151.02	-	-	-	10,201,151.02	3,116,154.99	2,565,611.97	3,203,400.00	1,252,655.00	10,137,821.96

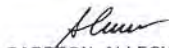
STATEMENT OF APPROPRIATIONS, ALLOTMENTS, OBLIGATIONS, DISBURSEMENTS AND BALANCES
As of the Quarter Ending December 31, 2017

Department : Department of National Defense (DND)
Agency : Government Arsenal
Operating Unit : N/A
Organization Code (UACS) : 170020000000
Fund Cluster: 01 - Regular Agency Fund

Authorization: 02 - Continuing Appropriations
Report Status: SUBMITTED


Particulars	UACS CODE	Current Year Disbursements					Balances				
		1st Quarter Ending March 31	2nd Quarter Ending June 30	3rd Quarter Ending Sept. 30	4th Quarter Ending Dec. 31	Total	Unreleased Appropriations	Unobligated Allotment	Unpaid Obligations (15-20) = (23+24)		
		16	17	18	19	20=(16+17+18+19)	21=(5-10)	22=(10-15)	23	24	
I. Agency Specific Budget		-	-	-	-	-	-	-	-	-	
Specific Budgets of National Government Agencies	01102101	-	-	-	-	-	-	-	-	-	
General Administration and Support	0000010000000000	543,404.30	325,716.00	-	-	869,120.30	-	-	-	-	
General management and supervision	1030010001000000	543,404.30	325,716.00	-	-	869,120.30	-	-	-	-	
MOOE		543,404.30	325,716.00	-	-	869,120.30	-	-	-	-	
Operations	0000030000000000	201,278.40	14,036,459.17	28,077,867.07	10,640,455.11	52,956,059.75	-	63,329.06	(137,500.00)	22,166,530.07	
MFO 1 MANUFACTURE OF SMALL ARMS AMMUNITION	0000030100000000	201,278.40	14,036,459.17	28,077,867.07	10,640,455.11	52,956,059.75	-	63,329.06	(137,500.00)	22,166,530.07	
Planning and development of arms manufacturing processes and procedures	1210030101000000	-	-	-	-	-	-	-	-	41,130.47	
MOOE		-	-	-	-	-	-	-	-	41,130.47	
Manufacture, storage and security of small arms ammunition	1210030102000000	201,278.40	14,036,459.17	28,077,867.07	10,640,455.11	52,956,059.75	-	63,329.06	(137,500.00)	22,125,399.60	
MOOE		71,654.40	13,662,858.17	25,182,083.28	6,024,403.76	44,940,999.61	-	-	(137,500.00)	20,002,637.78	
CO		129,624.00	373,601.00	2,895,783.79	4,616,051.35	8,015,060.14	-	63,329.06	-	2,122,761.82	
Sub-Total, Agency-Specific		744,682.70	14,362,175.17	28,077,867.07	10,640,455.11	53,825,180.05	-	63,329.06	(137,500.00)	22,166,530.07	
PS		-	-	-	-	-	-	-	-	-	
MOOE		615,058.70	13,988,574.17	25,182,083.28	6,024,403.76	45,810,119.91	-	-	(137,500.00)	20,043,768.25	
Fin Ex		-	-	-	-	-	-	-	-	-	
CO		129,624.00	373,601.00	2,895,783.79	4,616,051.35	8,015,060.14	-	63,329.06	-	2,122,761.82	
GRAND TOTAL		744,682.70	14,362,175.17	28,077,867.07	10,640,455.11	53,825,180.05	-	63,329.06	(137,500.00)	22,166,530.07	
PS		-	-	-	-	-	-	-	-	-	
MOOE		615,058.70	13,988,574.17	25,182,083.28	6,024,403.76	45,810,119.91	-	-	(137,500.00)	20,043,768.25	
Fin Ex		-	-	-	-	-	-	-	-	-	
CO		129,624.00	373,601.00	2,895,783.79	4,616,051.35	8,015,060.14	-	63,329.06	-	2,122,761.82	

Certified Correct:


CARREON, ALLECIAH
Agency Budget Officer

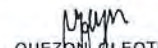
Date: 29/Jan/2018

Certified Correct:


PEREZ, EIZEL JANE
Agency Chief Accountant


Date: 29/Jan/2018

Recommended By:


QUEZON, CLEOTILDE
Director, FMS

Date: 29/Jan/2018

Approved By:


CASABAR, DANIEL JR
Head of Agency or Authorized Representative
Date: 29/Jan/2018