



REPUBLIC OF THE PHILIPPINES  
DEPARTMENT OF NATIONAL DEFENSE  
GOVERNMENT ARSENAL  
Camp General Antonio Luna  
Limay, Bataan

06 JUL 2020

**SECRETARY WENDEL E AVISADO**  
Department of Budget & Management  
Malacañang, Manila


Thru: **SECRETARY DELFIN N LORENZANA**  
Department of National Defense  
Camp General Emilio Aguinaldo, Quezon City

Sir:

In compliance with the COA and DBM Joint Circular No. 2014-1 dated 02 July 2014, submitted herewith is the Financial Accountability Report (FAR) No. 4 of the Government Arsenal for the month of June 2020.

Please acknowledge receipt.

Very truly yours,

  
**DANIEL R CASABAR JR**  
Director






**SUMMARY**


Particulars	(1)	(2)	(3)	(4)
	Previous Report	This Month	As at Date	
Total Disbursement Authorities Received	793,039,962.90	3,315,263.61	796,355,226.51	
NCA	788,177,862.00	0.00	788,177,862.00	
NTA	0.00	0.00	0.00	
Working Fund	0.00	0.00	0.00	
TRA	4,862,100.90	3,315,263.61	8,177,364.51	
CDC	0.00	0.00	0.00	
NCAA	0.00	0.00	0.00	
Less: Notice of Transfer of Allocations (NTA) issued	0.00	0.00	0.00	
Total Disbursement Authorities Available	793,039,962.90	3,315,263.61	796,355,226.51	
Less:	0.00	0.00	0.00	
Lapsed NCA	108.91	47,503,294.24	47,503,403.15	
Disbursements	661,476,575.83	87,375,247.53	748,851,823.36	
Less: Other Non-Cash Disbursements	0.00	0.00	0.00	
Disbursements effected through outright deductions from claims	0.00	0.00	0.00	
Overpayment of expenses (e.g. personnel benefits)	0.00	0.00	0.00	
Restitution for loss of government property	0.00	0.00	0.00	
Liquidated damages and similar claims	0.00	0.00	0.00	
Others (e.g. TEF, BTI, Docs Stamp, etc.)	0.00	0.00	0.00	
Add/less: Adjustments (e.g. cancelled/stated checks)	0.00	0.00	0.00	
Balance of Disbursement Authorities as at date	131,563,278.16	(131,563,278.16)	0.00	
Total Disbursements Program	832,726,000.00	42,769,000.00	875,495,000.00	
Less: *Actual Disbursements	661,476,575.83	87,375,247.53	748,851,823.36	
(Over)/Under spending	171,249,424.17	(44,806,247.53)	126,443,176.64	

Notes: \* The use of NTA is discouraged  
 Notes: \*\* Amounts should tally with the grand total disbursement (column 27).


**Certified Correct:**

  
ALLECIAH D. CARREON  
 Chief Accountant  
 Date: 2020-07-06 09:13:37.0

**Recommending Approval:**

  
ROWEENA G. BASA  
 Director of Financial Management Service  
 Date: 2020-07-06 09:15:19.0

**Approved By:**

  
DANIEL R. CASABAR, JR.  
 Agency Head  
 Date: 2020-07-06 09:19:

LIST OF DISBURSEMENTS AUTHORITIES RECEIVED/ISSUED

As of June 30, 2020

*Fund Cluster 01*

1. NOTICE OF CASH ALLOCATION (NCA) Received

<u>NCA No.</u>	<u>Date</u>	<u>Amount</u>
BMB-D-20-0000495	2-Jan-20	224,045,000.00
BMB-D-20-0001119	21-Jan-20	5,756,276.00
BMB-D-20-0000495	2-Jan-20	29,563,000.00
BMB-D-20-0000495	2-Jan-20	26,945,000.00
BMB-D-20-0002741	2-Mar-20	257,273,406.00
BMB-D-20-0003413	16-Mar-20	1,501,180.00
BMB-D-20-0004266	23-Mar-20	243,094,000.00
<b>Total NCA Received</b>		<b><u><u>788,177,862.00</u></u></b>

2. TAX REMITTANCE ADVICE ISSUED

<u>TRA No.</u>	<u>Date</u>	<u>Amount</u>
0040202020197116	8-Jan-20	51,726.54
0040202020209369	4-Feb-20	306,577.48
0040202020209437	4-Feb-20	74,178.63
0040202020209447	4-Feb-20	323,080.42
0040202020225015	4-Mar-20	135,416.06
0040202020225094	4-Mar-20	29,292.80
0040202020225151	4-Mar-20	327,891.92
0040202020245082	8-Apr-20	183,566.00
0040202020245148	8-Apr-20	37,188.03
0040202020245215	8-Apr-20	402,892.88
0040202020253510	5-May-20	588,246.50
0040202020253593	5-May-20	120,327.86
0040202020253613	5-May-20	413,351.09
0040202020265854	3-Jun-20	1,213,951.77
0040202020265910	3-Jun-20	246,427.42
0040202020265962	3-Jun-20	407,985.50
0040202020281503	3-Jul-20	2,428,929.83
0040202020281513	3-Jul-20	485,561.11
0040202020281519	3-Jul-20	400,772.67
<b>Total TRA Issued</b>		<b><u><u>8,177,364.51</u></u></b>

MONTHLY REPORT OF DISBURSEMENTS  
For the month of June 2020

Department : Department of National Defense (DND)  
 Agency/Entity : Government Arsenal  
 Operating Unit : < not applicable >  
 Organization Code : 17 002 0000000  
 Fund Cluster : 01 Regular Agency Fund


Particulars	Current Year Budget					Prior Year's Budget					Prior Year's Accounts Payable					Current Year's Accounts Payable					Grand Total					Remarks
	PS	MOOE	Finex	CO	TOTAL	PS	MOOE	Finex	CO	TOTAL	Sub-Total	PS	MOOE	Finex	CO	TOTAL	Sub-Total	PS	MOOE	Finex	CO	TOTAL				
CASH DISBURSEMENTS	24,153,245.25	32,537,740.29	0.00	0.00	56,690,985.54	0.00	27,368,998.38	0.00	0.00	27,368,998.38	0.00	0.00	0.00	0.00	0.00	27,368,998.38	0.00	24,153,245.25	59,906,738.67	0.00	0.00	0.00	84,059,983.92			
Notice of Cash Allocation (NCA)	24,153,245.25	32,537,740.29	0.00	0.00	56,690,985.54	0.00	27,368,998.38	0.00	0.00	27,368,998.38	0.00	0.00	0.00	0.00	0.00	27,368,998.38	0.00	24,153,245.25	59,906,738.67	0.00	0.00	0.00	84,059,983.92			
MDS Checks Issued	24,148,108.45	21,578,740.42	0.00	0.00	45,726,848.87	0.00	22,456,241.78	0.00	0.00	22,456,241.78	0.00	0.00	0.00	0.00	0.00	22,456,241.78	0.00	24,148,108.45	44,034,982.20	0.00	0.00	0.00	68,183,090.65			
Advice to Debit Account	5,136.80	10,958,999.87	0.00	0.00	10,964,136.67	0.00	4,912,756.60	0.00	0.00	4,912,756.60	0.00	0.00	0.00	0.00	0.00	4,912,756.60	0.00	5,136.80	15,871,756.47	0.00	0.00	0.00	15,876,893.27			
Notice of Transfer Allocations (NTA)	0.00	0.00	0.00	0.00	0.00	0.00	0.00	0.00	0.00	0.00	0.00	0.00	0.00	0.00	0.00	0.00	0.00	0.00	0.00	0.00	0.00	0.00	0.00			
MDS Checks Issued	0.00	0.00	0.00	0.00	0.00	0.00	0.00	0.00	0.00	0.00	0.00	0.00	0.00	0.00	0.00	0.00	0.00	0.00	0.00	0.00	0.00	0.00	0.00			
Advice to Debit Account	0.00	0.00	0.00	0.00	0.00	0.00	0.00	0.00	0.00	0.00	0.00	0.00	0.00	0.00	0.00	0.00	0.00	0.00	0.00	0.00	0.00	0.00	0.00			
Working Fund for FAP's	0.00	0.00	0.00	0.00	0.00	0.00	0.00	0.00	0.00	0.00	0.00	0.00	0.00	0.00	0.00	0.00	0.00	0.00	0.00	0.00	0.00	0.00	0.00			
Cash Disbursement Ceiling (CDC)	0.00	0.00	0.00	0.00	0.00	0.00	0.00	0.00	0.00	0.00	0.00	0.00	0.00	0.00	0.00	0.00	0.00	0.00	0.00	0.00	0.00	0.00	0.00			
TOTAL CASH DISBURSEMENTS	24,153,245.25	32,537,740.29	0.00	0.00	56,690,985.54	0.00	27,368,998.38	0.00	0.00	27,368,998.38	0.00	0.00	0.00	0.00	0.00	27,368,998.38	0.00	24,153,245.25	59,906,738.67	0.00	0.00	0.00	84,059,983.92			
NON-CASH DISBURSEMENTS	394,776.78	1,335,071.94	0.00	0.00	1,729,848.72	0.00	1,585,414.89	0.00	0.00	1,585,414.89	0.00	0.00	0.00	0.00	0.00	1,585,414.89	0.00	394,776.78	2,920,486.63	0.00	0.00	0.00	3,315,263.61			
Tax Remittance Advices Issued (TRA)	394,776.78	1,335,071.94	0.00	0.00	1,729,848.72	0.00	1,585,414.89	0.00	0.00	1,585,414.89	0.00	0.00	0.00	0.00	0.00	1,585,414.89	0.00	394,776.78	2,920,486.63	0.00	0.00	0.00	3,315,263.61			
Non-Cash Avaiement Authority (NCA)	0.00	0.00	0.00	0.00	0.00	0.00	0.00	0.00	0.00	0.00	0.00	0.00	0.00	0.00	0.00	0.00	0.00	0.00	0.00	0.00	0.00	0.00	0.00			
Disbursements effected through outright deductions from claims	0.00	0.00	0.00	0.00	0.00	0.00	0.00	0.00	0.00	0.00	0.00	0.00	0.00	0.00	0.00	0.00	0.00	0.00	0.00	0.00	0.00	0.00	0.00			
Overpayment of expenses (e.g. personnel benefits)	0.00	0.00	0.00	0.00	0.00	0.00	0.00	0.00	0.00	0.00	0.00	0.00	0.00	0.00	0.00	0.00	0.00	0.00	0.00	0.00	0.00	0.00	0.00			
Restitution for loss of government property	0.00	0.00	0.00	0.00	0.00	0.00	0.00	0.00	0.00	0.00	0.00	0.00	0.00	0.00	0.00	0.00	0.00	0.00	0.00	0.00	0.00	0.00	0.00			
Liquidated damages and similar claims	0.00	0.00	0.00	0.00	0.00	0.00	0.00	0.00	0.00	0.00	0.00	0.00	0.00	0.00	0.00	0.00	0.00	0.00	0.00	0.00	0.00	0.00	0.00			
Others (E/F, B/I, Documentary Stamp Tax, etc.)	0.00	0.00	0.00	0.00	0.00	0.00	0.00	0.00	0.00	0.00	0.00	0.00	0.00	0.00	0.00	0.00	0.00	0.00	0.00	0.00	0.00	0.00	0.00			
TOTAL NON-CASH DISBURSEMENTS	394,776.78	1,335,071.94	0.00	0.00	1,729,848.72	0.00	1,585,414.89	0.00	0.00	1,585,414.89	0.00	0.00	0.00	0.00	0.00	1,585,414.89	0.00	394,776.78	2,920,486.63	0.00	0.00	0.00	3,315,263.61			
GRAND TOTAL	24,548,022.03	33,872,812.23	0.00	0.00	58,420,834.26	0.00	28,954,413.27	0.00	0.00	28,954,413.27	0.00	0.00	0.00	0.00	0.00	28,954,413.27	0.00	24,548,022.03	62,827,225.50	0.00	0.00	0.00	87,375,247.53			

**SUMMARY**


Particulars	(1)	Previous Report	(2)	This Month	(3)	As at Date	(4)
Total Disbursement Authorities Received		481,273.00		0.00		481,273.00	
NCA		481,273.00		0.00		481,273.00	
NTA		0.00		0.00		0.00	
Working Fund		0.00		0.00		0.00	
TFA		0.00		0.00		0.00	
CDC		0.00		0.00		0.00	
NCAA		0.00		0.00		0.00	
Less: Notice of Transfer of Allocations (NTA)* Issued		0.00		0.00		0.00	
Total Disbursement Authorities Available		481,273.00		0.00		481,273.00	
Less:							
Lapsed NCA		0.00		0.00		0.00	
Disbursements		448,180.70		33,090.90		481,271.60	
Less: Other Non-Cash Disbursements		0.00		0.00		0.00	
Disbursements effected through outright deductions from claims		0.00		0.00		0.00	
Overpayment of expenses(e.g. personnel benefits)		0.00		0.00		0.00	
Restitution for loss of government property		0.00		0.00		0.00	
Liquidated damages and similar claims		0.00		0.00		0.00	
Others (e.g. TEF, BTR, Docs Stamp, etc.)		0.00		0.00		0.00	
Add/Less: Adjustments (e.g. cancelled/staled checks)		0.00		0.00		0.00	
Balance of Disbursement Authorities as at date		33,092.30		(33,090.90)		1.40	
Total Disbursements Program		0.00		0.00		0.00	
Less: *Actual Disbursements		448,180.70		0.00		448,180.70	
(Over)/Under spending		(448,180.70)		0.00		(448,180.70)	

Notes: \* The use of NTA is discouraged  
 Notes: \*\* Amounts should tally with the grand total disbursement (column 27).


**Certified Correct:**

  
ALLECIAH D. CARREON  
 Chief Accountant  
 Date: 2020-07-06 09:13:37.0

**Recommending Approval:**

  
ROWEENA G. BASA  
 Director of Financial Management Service  
 Date: 2020-07-06 09:15:19.0

**Approved By:**

  
DANIEL R. CASABAR, JR.  
 Agency Head  
 Date: 2020-07-06 09:19

LIST OF DISBURSEMENTS AUTHORITIES RECEIVED/ISSUED

As of June 30, 2020

*Fund Cluster 07*

1. NOTICE OF CASH ALLOCATION (NCA) Received

<u>NCA No.</u>	<u>Date</u>	<u>Amount</u>
BMB-D-20-0001066	20-Jan-20	247,393.00
BMB-D-20-0002168	19-Feb-20	200,789.00
BMB-D-20-0005693	11-May-20	33,091.00
<b>Total NCA Received</b>		<b><u><u>481,273.00</u></u></b>





**MONTHLY REPORT OF DISBURSEMENTS**  
For the month of JUNE 2020

**SUMMARY:**

	Previous Report	This Month	As of Date		Previous Report	This Month	As of Date
<b>Total Disbursement Authorities Received</b>				<b>Total Disbursement Program</b>			
NCA	788,177,862.00		788,177,862.00	Less: Actual Disbursement	892,726,000.00	42,769,000.00	675,465,000.00
NFA				(Over) Under Spending	661,476,575.83	86,834,512.64	748,311,088.47
Working Fund					171,249,424.17	(44,065,512.64)	127,183,911.53
TRA	4,862,100.90	3,315,263.61	8,177,364.51				
CDC							
NCAA							
Less: Notice of Transfer Allocations (NTA) Issued							
<b>Total Disbursement Authorities Available</b>	793,039,962.90	3,315,263.61	796,355,226.51				
Less:							
Lapsed NCA	108.91	47,503,294.24	47,503,403.15				
Disbursements	661,476,575.83	86,834,512.64	748,311,088.47				
Less: Other Non-Cash Disbursements							
Disbursements effected through outright deductions from claims							
Overpayment of expenses							
Restitution for loss of government property							
Liquidated damages and similar claims							
Others (e.g., TEF, BTT Docs Stamp, etc.)							
Address Adjustments (e.g. cancelled/stated checks)							
Balance of Disbursements Authorities as of to date	131,563,278.16	(131,563,278.16)	540,734.89				
			(0.00)				

Certified Correct

*[Signature]*  
**CARRIEON, ALLECAH**  
Chief Accountant  
Date: 18/Jul/2020

Recommending Approval By

*[Signature]*  
**BASA, ROWEENA**  
Director of Financial Management Services (FMS) or Equivalent  
Date: 18/Jul/2020

Approved By

*[Signature]*  
**CASABAR, DANIEL JR**  
Agency/Entity Head or Authorized Representative  
Date: 18/Jul/2020