

MONTHLY REPORT OF DISBURSEMENTS
For the month of January 2022

Department: Department of National Defense (DND)
 Agency/Entity: Government Arsenal
 Operating Unit: < not applicable >
 Organization Code (UACS): 17 002 0000000
 Fund Cluster: 01 Regular Agency Fund

Particulars	Current Year Budget					Prior Year's Budget											SUB-TOTAL	Trust Liabilities				Grand Total					Remarks													
	PS	MOOE	FinEx	CO	TOTAL	Prior Year's Accounts Payable					Current Year's Accounts Payable					TOTAL		PS	MOOE	CO	TOTAL	PS	MOOE	FinEx	CO	TOTAL														
						PS	MOOE	FinEx	CO	Sub-Total	PS	MOOE	FinEx	CO	Sub-Total													16=(12+13+14+15)	17=(11+16)	18=(6+17)	19	20	21	22=(19+20+21)	23	24	25	26	27=(23+24+25+26)	28
						7	8	9	10	11=(7+8+9+10)	12	13	14	15	16=(12+13+14+15)													17=(11+16)	18=(6+17)	19	20	21	22=(19+20+21)	23	24	25	26	27=(23+24+25+26)	28	
CASH DISBURSEMENTS	16,184,172.15	766,470.41	0.00	0.00	16,950,642.56	181,844.44	40,350,995.46	0.00	0.00	40,532,639.90	0.00	0.00	0.00	0.00	0.00	40,532,639.90	57,483,282.46	0.00	0.00	0.00	0.00	0.00	16,365,816.59	41,117,465.87	0.00	0.00	0.00	0.00	16,365,816.59	41,117,465.87	0.00	0.00	57,483,282.46							
Notice of Cash Allocation (NCA)	16,184,172.15	766,470.41	0.00	0.00	16,950,642.56	181,844.44	40,350,995.46	0.00	0.00	40,532,639.90	0.00	0.00	0.00	0.00	0.00	40,532,639.90	57,483,282.46	0.00	0.00	0.00	0.00	0.00	0.00	0.00	0.00	0.00	0.00	0.00	0.00	0.00	0.00	0.00	0.00							
MDS Checks Issued	16,184,172.15	766,470.41	0.00	0.00	16,950,642.56	181,844.44	40,350,995.46	0.00	0.00	40,532,639.90	0.00	0.00	0.00	0.00	0.00	40,532,639.90	57,483,282.46	0.00	0.00	0.00	0.00	0.00	0.00	0.00	0.00	0.00	0.00	0.00	0.00	0.00	0.00	0.00	0.00							
Advice to Debit Account	0.00	0.00	0.00	0.00	0.00	0.00	0.00	0.00	0.00	0.00	0.00	0.00	0.00	0.00	0.00	0.00	0.00	0.00	0.00	0.00	0.00	0.00	0.00	0.00	0.00	0.00	0.00	0.00	0.00	0.00	0.00	0.00	0.00							
Notice of Transfer Allocations (NTA)	0.00	0.00	0.00	0.00	0.00	0.00	0.00	0.00	0.00	0.00	0.00	0.00	0.00	0.00	0.00	0.00	0.00	0.00	0.00	0.00	0.00	0.00	0.00	0.00	0.00	0.00	0.00	0.00	0.00	0.00	0.00	0.00	0.00							
MDS Checks Issued	0.00	0.00	0.00	0.00	0.00	0.00	0.00	0.00	0.00	0.00	0.00	0.00	0.00	0.00	0.00	0.00	0.00	0.00	0.00	0.00	0.00	0.00	0.00	0.00	0.00	0.00	0.00	0.00	0.00	0.00	0.00	0.00	0.00							
Advice to Debit Account	0.00	0.00	0.00	0.00	0.00	0.00	0.00	0.00	0.00	0.00	0.00	0.00	0.00	0.00	0.00	0.00	0.00	0.00	0.00	0.00	0.00	0.00	0.00	0.00	0.00	0.00	0.00	0.00	0.00	0.00	0.00	0.00	0.00							
Working Fund for FAPs	0.00	0.00	0.00	0.00	0.00	0.00	0.00	0.00	0.00	0.00	0.00	0.00	0.00	0.00	0.00	0.00	0.00	0.00	0.00	0.00	0.00	0.00	0.00	0.00	0.00	0.00	0.00	0.00	0.00	0.00	0.00	0.00	0.00							
Cash Disbursement Ceiling (CDC)	0.00	0.00	0.00	0.00	0.00	0.00	0.00	0.00	0.00	0.00	0.00	0.00	0.00	0.00	0.00	40,532,639.90	57,483,282.46	0.00	0.00	0.00	0.00	0.00	16,365,816.59	41,117,465.87	0.00	0.00	0.00	0.00	527,146.40	2,367,095.90	0.00	0.00	2,894,242.30							
TOTAL CASH DISBURSEMENTS	16,184,172.15	766,470.41	0.00	0.00	16,950,642.56	181,844.44	40,350,995.46	0.00	0.00	40,532,639.90	0.00	0.00	0.00	0.00	0.00	2,359,045.90	2,894,242.30	0.00	0.00	0.00	0.00	0.00	527,146.40	2,367,095.90	0.00	0.00	0.00	0.00	527,146.40	2,367,095.90	0.00	0.00	2,894,242.30							
NON-CASH DISBURSEMENTS	527,146.40	8,050.00	0.00	0.00	535,196.40	0.00	2,359,045.90	0.00	0.00	2,359,045.90	0.00	0.00	0.00	0.00	0.00	2,359,045.90	2,894,242.30	0.00	0.00	0.00	0.00	0.00	0.00	0.00	0.00	0.00	0.00	0.00	0.00	0.00	0.00	0.00	0.00							
Tax Remittance Advices Issued (TRA)	527,146.40	8,050.00	0.00	0.00	535,196.40	0.00	2,359,045.90	0.00	0.00	2,359,045.90	0.00	0.00	0.00	0.00	0.00	2,359,045.90	2,894,242.30	0.00	0.00	0.00	0.00	0.00	0.00	0.00	0.00	0.00	0.00	0.00	0.00	0.00	0.00	0.00	0.00							
Non-Cash Availment Authority (NCAA)	0.00	0.00	0.00	0.00	0.00	0.00	0.00	0.00	0.00	0.00	0.00	0.00	0.00	0.00	0.00	0.00	0.00	0.00	0.00	0.00	0.00	0.00	0.00	0.00	0.00	0.00	0.00	0.00	0.00	0.00	0.00	0.00								
Disbursements effected through outright deductions from claims (please specify...)	0.00	0.00	0.00	0.00	0.00	0.00	0.00	0.00	0.00	0.00	0.00	0.00	0.00	0.00	0.00	0.00	0.00	0.00	0.00	0.00	0.00	0.00	0.00	0.00	0.00	0.00	0.00	0.00	0.00	0.00	0.00	0.00								
Overpayment of expenses (e.g. personnel benefits)	0.00	0.00	0.00	0.00	0.00	0.00	0.00	0.00	0.00	0.00	0.00	0.00	0.00	0.00	0.00	0.00	0.00	0.00	0.00	0.00	0.00	0.00	0.00	0.00	0.00	0.00	0.00	0.00	0.00	0.00	0.00	0.00								
Restitution for loss of government property	0.00	0.00	0.00	0.00	0.00	0.00	0.00	0.00	0.00	0.00	0.00	0.00	0.00	0.00	0.00	0.00	0.00	0.00	0.00	0.00	0.00	0.00	0.00	0.00	0.00	0.00	0.00	0.00	0.00	0.00	0.00	0.00								
Liquidated damages and similar claims	0.00	0.00	0.00	0.00	0.00	0.00	0.00	0.00	0.00	0.00	0.00	0.00	0.00	0.00	0.00	0.00	0.00	0.00	0.00	0.00	0.00	0.00	0.00	0.00	0.00	0.00	0.00	0.00	0.00	0.00	0.00	0.00								
Others (TEF, BTR-Documentary Stamp Tax, etc.)	0.00	0.00	0.00	0.00	0.00	0.00	0.00	0.00	0.00	0.00	0.00	0.00	0.00	0.00	0.00	2,359,045.90	2,894,242.30	0.00	0.00	0.00	0.00	0.00	527,146.40	2,367,095.90	0.00	0.00	0.00	0.00	2,894,242.30											
TOTAL NON-CASH DISBURSEMENTS	527,146.40	8,050.00	0.00	0.00	535,196.40	0.00	2,359,045.90	0.00	0.00	2,359,045.90	0.00	0.00	0.00	0.00	0.00	2,359,045.90	2,894,242.30	0.00	0.00	0.00	0.00	0.00	527,146.40	2,367,095.90	0.00	0.00	0.00	0.00	527,146.40	2,367,095.90	0.00	0.00	2,894,242.30							
GRAND TOTAL	16,711,318.55	774,520.41	0.00	0.00	17,485,838.96	181,844.44	42,710,041.36	0.00	0.00	42,891,685.80	0.00	0.00	0.00	0.00	0.00	42,891,685.80	60,377,524.76	0.00	0.00	0.00	0.00	0.00	16,892,962.99	43,484,561.77	0.00	0.00	0.00	0.00	60,377,524.76											


SUMMARY

Particulars (1)	Previous Report (2)	This Month (3)	As at Date (4)
Total Disbursement Authorities Received	0.00	264,398,242.30	264,398,242.30
NCA	0.00	261,504,000.00	261,504,000.00
NTA	0.00	0.00	0.00
Working Fund	0.00	0.00	0.00
TRA	0.00	2,894,242.30	2,894,242.30
CDC	0.00	0.00	0.00
NCAA	0.00	0.00	0.00
Less: Notice of Transfer of Allocations (NTA)* issued	0.00	0.00	0.00
Total Disbursement Authorities Available	0.00	264,398,242.30	264,398,242.30
Less:	0.00	0.00	0.00
Lapsed NCA	0.00	0.00	0.00
Disbursements	0.00	60,377,524.76	60,377,524.76
Less: Other Non-Cash Disbursements	0.00	0.00	0.00
Disbursements effected through outright deductions from claims	0.00	0.00	0.00
Overpayment of expenses(e.g. personnel benefits)	0.00	0.00	0.00
Restitution for loss of government property	0.00	0.00	0.00
Liquidated damages and similar claims	0.00	0.00	0.00
Others (e.g. TEF, BTr, Docs Stamp, etc.)	0.00	0.00	0.00
Add/Less: Adjustments (e.g. cancelled/staled checks)	0.00	0.00	0.00
Balance of Disbursement Authorities as at date	0.00	204,020,717.54	204,020,717.54
Total Disbursements Program	0.00	584,229,000.00	584,229,000.00
Less: *Actual Disbursements	0.00	60,377,524.76	60,377,524.76
(Over)/Under spending	0.00	523,851,475.24	523,851,475.24


Notes: * The use of NTA is discouraged

Notes: ** Amounts should tally with the grand total disbursement (column 27).


Certified Correct:


 ALLECIAH C. CORTEZ
 Chief Accountant
 Date: 2022-02-03 13:51:16

Recommending Approval:


 ROWEENA G. BASA
 Director, FMS
 Date: 2022-02-03 13:51:53

Approved By:


 ARNOLD RAFAEL Y. DEPAKAKIBO
 Acting Director
 Date: 2022-02-03 13:53:21

LIST OF DISBURSEMENTS AUTHORITIES RECEIVED/ISSUED

As of January 31, 2022

Fund Cluster 01

1. NOTICE OF CASH ALLOCATION (NCA) Received

<u>NCA No.</u>	<u>Date</u>	<u>Amount</u>
BMB-D-22-0000346	3-Jan-22	261,504,000.00
Total NCA Received		261,504,000.00

2. TAX REMITTANCE ADVICE ISSUED

<u>TRA No.</u>	<u>Date</u>	<u>Amount</u>
0040202022593443	3-Feb-22	1,971,586.36
0040202022593453	3-Feb-22	395,509.54
0040202022593673	4-Feb-22	527,146.40
Total TRA Issued		2,894,242.30